

INDIRA MAHAVIDYALAYA

KALAMB, DIST. YAVATMAL 445401

www.indiramahavidyalaya.com

AISHE ID: C-42925

Institution Track ID: MHCOGN15368

Criterion 7

Institutional Values and Best Practices



KEY INDICATOR 7.1

Institutional Values and Social Responsibilities



Quality Audits on Environment and Energy Regularly Undertaken by the Institution.

Metric No. 7.1.3 (QnM)

The institutional environment and energy initiatives are confirmed through the following

1. Green audit / Environment audit
2. Energy audit
3. Clean and green campus initiatives
4. Beyond the campus environmental promotion and sustainability activities

**7.1.3 (2) Policy Document on Environment and Energy Usage
Certificate from Auditing Agency**

Table of Content

S.N.	Contents
1.	Declaration
2.	Policy on Environment
3.	Policy on Energy Usage
4.	Energy Usage Certificate
5.	Energy Audit Certificate (First Phase)
6.	Energy Audit Certificate
7.	Green/Environmental Audit Certificate (First Phase)
8.	Green/Environmental Audit Certificate
9.	Energy Audit
10.	Green Audit

Dr. Yashwant Moreshwar Donde Sarwajanik Shaikshanik Trust's

INDIRA MAHAVIDYALAYA KALAMB

DIST. YAVATMAL, MAHARASHTRA 445401

Tele. (07201) 226147/226129 NAAC Accredited B+ Grade

Mob. No. Principal- 9422867658, Vice-Principal -9420199479

E mail - imvkalamb@yahoo.co.in Website - www.indiramahavidyalaya.com



Declaration

The information, reports, true copies of the supporting documents, numerical data, etc. furnished in this file is verified by IQAC and found correct.


Co-ordinator
IQAC
Indira Mahavidyalaya
Kalamb




PRINCIPAL
Indira Mahavidyalaya
Kalamb Dist. Yavatmal

Dr. Yashwant Moreshwar Donde Sarwajanik Shaikshanik Trust's

INDIRA MAHAVIDYALAYA KALAMB



DIST. YAVATMAL, MAHARASHTRA 445401

Tele. (07201) 226147/226129 NAAC Accredited B+ Grade

Mob. No. Principal- 9422867658, Vice-Principal -9420199479

E mail - imvkalamb@yahoo.co.in Website – www.indiramahavidyalaya.com



Policy on Environment

1. Introduction

Indira Mahavidyalaya, Kalamb, acknowledges the vital role of environmental sustainability and energy efficiency in contributing to a healthier and more sustainable future. As an institution committed to excellence in education and stewardship of resources, Intitution continuously strive to minimize environmental impact and optimize energy usage. To ensure ongoing commitment to these principles, regular quality audits on environment and energy are conducted.

2. Purpose

The purpose of this policy is to formalize current practices and procedures regarding the regular quality audits on environment and energy at Indira Mahavidyalaya, Kalamb. These audits serve to assess existing initiatives, identify areas for further improvement, and monitor progress toward achieving environmental sustainability and energy efficiency objectives.

3. Scope

This policy encompasses all aspects of the institution's operations that have an impact on the environment and energy consumption. It includes, but is not limited to:

- Campus facilities and infrastructure
- Resource utilization
- Waste management practices
- Energy consumption patterns
- Transportation arrangements

4. Current Initiatives

4.1. Contract with External Agency: Indira Mahavidyalaya, Kalamb, engages the services of an external agency with expertise in environmental management to conduct comprehensive audits on environment and energy.

4.2. Water Harvesting: The institution has implemented effective water harvesting systems to conserve water resources and promote sustainable water management practices.

4.3. Waste Management: Indira Mahavidyalaya, Kalamb, has established robust waste management systems to segregate, recycle, and responsibly dispose of waste generated on campus.

4.4. Chemical Waste Pit: The Chemistry Department oversees the management of chemical waste through designated pits, ensuring safe handling and disposal in compliance with regulatory requirements.

4.5. Transportation Policies: The institution encourages sustainable transportation practices, including carpooling through initiatives like "Share Care," and locates parking facilities at a distance from the college building to minimize vehicular traffic and emissions.

5. Audit Process

5.1. Frequency: Quality audits on environment and energy will be conducted after expiry of previous one to ensure regular monitoring and evaluation of environmental and energy performance.

5.2. Criteria: Audits will be conducted based on established criteria, including compliance with environmental regulations, effectiveness of current initiatives, and identification of opportunities for improvement.

6. Monitoring and Review

6.2. Continuous Improvement: The institution is committed to a culture of continuous improvement, and regular reviews of audit findings and performance metrics will be conducted to identify further opportunities for enhancement.

6.3. Policy Review: This policy will be reviewed periodically to ensure its effectiveness and relevance in addressing evolving environmental and energy-related challenges.

7. Compliance

All staff members and students are made to adhere to this policy and actively support efforts to promote environmental sustainability and energy efficiency at Indira Mahavidyalaya, Kalamb.


Co-ordinator
IQAC
Indira Mahavidyalaya
Kalamb




PRINCIPAL
Indira Mahavidyalaya
Kalamb Dist. Yavatmal

Dr. Yashwant Moreshwar Donde Sarwajanik Shaikshanik Trust's

INDIRA MAHAVIDYALAYA KALAMB

DIST. YAVATMAL, MAHARASHTRA 445401

Tele. (07201) 226147/226129 NAAC Accredited B+ Grade

Mob. No. Principal- 9422867658, Vice-Principal -9420199479

E mail - imvkalamb@yahoo.co.in Website – www.indiramahavidyalaya.com



Policy on Energy Usage

1. Introduction

Indira Mahavidyalaya Kalamb is dedicated to upholding environmental sustainability and minimizing its ecological footprint through responsible energy management practices. This Energy Usage Policy outlines commitments and actions towards achieving these goals.

2. Goals and Objectives

Institutes objectives are aligned with promoting energy efficiency, reducing environmental impact, and fostering sustainable practices. Specific goals include:

- **Reduce Carbon Footprint:** Achieve a 50% improvement in carbon efficiency by 2025 compared to previous years.
- **Promote Public Transport:** Reduce local air pollution by encouraging the use of public transportation and implementing restrictions on vehicle entry into the campus.
- **Compliance:** Adhere to all applicable international, regional, and national environmental regulations and legal requirements concerning energy consumption and efficiency.
- **Green Procurement:** Adopt a green procurement philosophy to prioritize sustainable and energy-efficient products and services.
- **Water Conservation:** Implement sustainable water conservation and management practices throughout campus operations.

3. Energy Management Strategies

To achieve objectives, Institution will implement the following strategies:

- **Energy Assessment:** Conduct regular assessments of energy usage across campus facilities and activities to identify opportunities for improvement.
- **Renewable Energy:** Install photovoltaic solar panels to generate alternative energy and reduce reliance on conventional power sources.
- **Energy-Efficient Lighting:** Replace traditional lighting with energy-efficient LED bulbs across all campus buildings to conserve electricity.
- **Continuous Improvement:** Implement ongoing measures to enhance energy consumption efficiency and reduce wastage.
- **Resource Allocation:** Allocate necessary resources and support to ensure the successful implementation of energy-saving initiatives.

4. Technology and Innovation

- **Advanced Technology:** Utilize advanced technologies to minimize energy consumption, atmospheric emissions, and noise pollution, particularly in vehicle fleets and campus operations.
- **Collaboration:** Engage in partnerships and collaborations with government agencies, municipal corporations, and local organizations to promote energy efficiency, environmental conservation, and sustainable development.

5. Education and Engagement

- **Awareness and Training:** Enhance the environmental knowledge and skills of staff and students through training programs and informational campaigns on energy-saving measures.
- **Community Engagement:** Encourage active participation of faculty, staff, and students in initiatives that contribute to environmental protection and sustainable practices.

6. Monitoring and Review

- **Monitoring:** Continuously monitor energy usage and environmental impact to track progress towards goals and identify areas for further improvement.
- **Adaptation:** Remain responsive to emerging environmental and energy-related issues, adjusting policies and practices as necessary to ensure ongoing effectiveness.

7. Conclusion

By adhering to this Energy Usage Policy, Indira Mahavidyalaya Kalamb aims to lead by example in environmental sustainability and energy management within the educational sector. Through collective efforts and a commitment to innovation, Institution strives to create a campus environment that is both environmentally responsible and conducive to learning and growth.

This policy will be reviewed periodically to ensure its relevance and effectiveness in achieving our sustainability goals.


Co-ordinator
IQAC
Indira Mahavidyalaya
Kalamb




PRINCIPAL
Indira Mahavidyalaya
Kalamb Dist.Yavatmal

Dr. Yashwant Moreshwar Donde Sarwajanik Shaikshanik Trust's

INDIRA MAHAVIDYALAYA KALAMB

DIST. YAVATMAL, MAHARASHTRA 445401

Tele. (07201) 226147/226129 NAAC Accredited B+ Grade

Mob. No. Principal- 9422867658, Vice-Principal -9420199479

E mail - imvkalamb@yahoo.co.in Website - www.indiramahavidyalaya.com



Energy Usage Certificate

To Whomsoever it May Concern

This is to Certify that Institution undergoes regular Energy Audit through Recognised auditing agency and Institution receives Certificate after the Process.

Following documents depicts Energy usage as a part of Energy Audit and this certificate is proof of its Authenticity.


Co-ordinator
IQAC
Indira Mahavidyalaya
Kalamb




PRINCIPAL
Indira Mahavidyalaya
Kalamb Dist.Yavatmal

Extract of Energy Usage Statisticks from Energy Audit

The College using Electricity as a main Energy Source. Sectioned load for college is 1.5 KW with having 3 phase electricity supply.

	LED 15W	CFL	Tube light 20W	LED Focus 50W	Ceiling Fan 33W	AC 1kW	Compu ter	Printer	CC TV	TV	Other
Principal office	6	0		0	2	2	1	1	1	2	0
Office	0	4	3	0	4	0	4	2	3	0	0
Staff Room	0	0	3	0	2	0	0	0	1	0	0
IQAC Room	0	0	5	0	3	1	1	1 Xerox	1	1	0
Exam Dept.	0	0	2	0	2	0	1	1 Xerox	0	0	0
Computer Lab.	0	0	4	0	2	0	26	1	0	0	0
Smart Room	0	0	2	0	2	1	2	0	1	0	Projector 1, Smart board 1
G8 Class Room	0	0	2	0	4	0	0	0	1	0	0
Seminar Hall	4	0	2	1	15	0	0	0	2	0	0
G.F. Corridor	5	0	6	4	2	0	0	0	3	0	Water Cooler-2, Water Filter-2
Library	0	0	6	0	6	0	4	0	2	1	0
Chemistry Department	0	0	7	0	9	0	0	0	1	0	Fridge 1, Ovean- 1(750W), furnance- 1(2kW), Hot plate- 2(300W),
Zoology Department	0	0	7	0	6	0	0	0	1	0	Incubator 1(300W), Oven- 1(1450 W), microwav e ovan- 1(800W)
Home Economics	0	0	7	0	6	0	0	0	1	0	Fridge 1, Ovan- 1(750W), furnance- 1(2kW), Hot Plate 2(300W),
F15 Class Room	0	0	1	0	2	0	0	0	1	0	
F14 Class Room	0	0	1	0	2	0	0	0	1	0	0

Certificate of Energy Audit (First Phase)

GREEN ENERGY SOLUTIONS

Authorised Energy and Environment Auditing Agency

Agency Code – MAH 4211

Opposite Wankhede Hall, Near Alnakar Cinema Dharampeth, Nagpur 440 010
greenenergysolutions@gmail.com +91 712 22614722

Ref.: GEA 15-2022

Date: 24/07/2022



*Energy Audit Completion
Certification for First Phase*



This is to certify that,

The first phase of data collection and monitoring for 2020-21 and 2021-2022 for energy audit of **Indira Mahavidyalaya, Kalamb** is completed successfully to conserve environment and ensuring sustainable development. Further it is suggested that to complete the final assessment of Energy audit during July to October 2023.

This Certificate is issued to **Indira Mahavidyalaya, Kalamb, Dist. Yavatmal** on their request.

Dated this **24th day of July 2022**.



Director, GES

Prabhakar P. Patil

Director

Green Energy Solutions

Agency Code- MAH 4211

Certificate of Energy Audit

GREEN ENERGY SOLUTIONS

Authorised Energy and Environment Auditing Agency

Agency Code – MAH 4211

Opposite Wankhede Hall, Near Alnakar Cinema Dharampeth, Nagpur 440 010
greenenergysolutions@gmail.com +91 712 22614722

Ref.: GEA 102-2023

Date: 30/10/2023



Energy Audit Certification



This is to certify that,

The data collection has been carried out diligently and truthfully;

All data monitoring devices are in good working condition and have been calibrated or certified by approved agencies authorised and no tampering of such devices has occurred;

All reasonable professional skill, care and diligence had been taken in preparing the energy audit report and the contents thereof are a true representation of the facts;

Adequate training provided to personnel involved in daily operations after implementation of recommendations.

Indira Mahavidyalaya, Kalamb is certified to have done exceptionally well to conserve environment and ensuring sustainable development.

Duration of Audit: August 2023 to October 2023

Assessment Period: 2020-21, 2021-2022, 2022-23

This Certificate is issued to **Indira Mahavidyalaya, Kalamb, Dist. Yavatmal** on their request.

Dated this **30th day of October 2023**.




Director, GES
Prabhakar P. Patil
Director
Green Energy Solutions
Agency Code- MAH 4211

Certificate of Green Audit (First Phase)

GREEN ENERGY SOLUTIONS

Authorised Energy and Environment Auditing Agency

Agency Code – MAH 4211

Opposite Wankhede Hall, Near Alnakar Cinema Dharampeth, Nagpur 440 010
greenenergysolutions@gmail.com +91 712 22614722

Ref.: GEA 14-2022

Date: 24/07/2022



*Green/Environmental Audit
Completion Certification
for First Phase*



This is to certify that,

The first phase of data collection and monitoring for 2020-21 and 2021-2022 for Green/Environmental audit of **Indira Mahavidyalaya, Kalamb** is completed successfully to conserve environment and ensuring sustainable development. Further it is suggested that to complete the final assessment of Green/Environmental audit during July to October 2023.

This Certificate is issued to **Indira Mahavidyalaya, Kalamb, Dist. Yavatmal** on their request.

Dated this **24th day of July 2022**.



Patil

Director, GES

Prabhakar P. Patil

Director

Green Energy Solutions

Agency Code- MAH 4211

Certificate of Green Audit

GREEN ENERGY SOLUTIONS

Authorised Energy and Environment Auditing Agency

Agency Code – MAH 4211

Opposite Wankhede Hall, Near Alnakar Cinema Dharampeth, Nagpur 440 010

greenenergysolutions@gmail.com +91 712 22614722

Ref.: GEA 101-2023

Date: 30/10/2023



*Green/Environmental
Audit Certification*



This is to certify that,

The data collection has been carried out diligently and truthfully;

All reasonable professional skill, care and diligence had been taken in preparing the Green/Environment Audit report & the contents thereof are a true representation of the facts; Adequate training provided to personnel involved in daily operations after implementation of recommendations.

This Environment Audit included Sectoral Audits, i.e. Water, Energy, Waste cum Material & Resource recovery, Air Quality & Noise, Biodiversity, Infrastructure & outdoor environment, Health & well-being, I.E.C. Activities and Institutional management.

Indira Mahavidyalaya, Kalamb is certified to have done exceptionally well to conserve environment and ensuring sustainable development.

Duration of Audit: August 2023 to October 2023

Assessment Period: 2020-21, 2021-2022, 2022-23

This Certificate is issued to **Indira Mahavidyalaya, Kalamb, Dist. Yavatmal** on their request.

Dated this **30th day of October 2023**.



Prabhakar P. Patil

Director, GES

Prabhakar P. Patil

Director

Green Energy Solutions

Agency Code- MAH 4211

Energy Audit Report

Energy Audit Report

Dr. Yeshawant Moreshwar Donde Sarwajanik Shaikshanik Trust's

INDIRA MAHAVIDYALAYA

KALAMB, DIST. YAVATMAL, MAHARASHTRA 445401



Duration of Audit: August 2023 to October 2023

Assessment Period: 2020-21, 2021-2022, 2022-23

Dated this 30th day of October 2023

Prepared by

GREEN ENERGY SOLUTIONS

Authorised Energy and Environment Auditing Agency

Agency Code – MAH 4211

Opposite Wankhede Hall, Near Alnakar Cinema Dharampeth, Nagpur 440 010

greenenergysolutions@gmail.com +91 712 22614722

This document contains the survey report of activities that **Green Energy Solutions** has performed in **Indira Mahavidyalaya, Kalamb, Dist. Yavatmal**, premises under Energy Audit. This report includes observations that agency has come across, and also recommendation and solutions for it which can be implemented to enhance the overall performance of the college.



Acknowledgment

We were privileged to work together with the administration, staff and students of Indira Mahavidyalaya, Kalamb, Dist. Yavatmal for their timely help extended to complete the audit and bringing out this report.

With gratitude, we acknowledge the diligent effort and commitments of all those who have helped to bring out this report. We also take this opportunity to thank the bona-fide efforts of team Green Energy Solutions for unstinted support in carrying out this audit. We thank our consultants, engineers and backup staff for their dedication to bring this report.

Thank you!

Date: 30/10/2023



Prabhat
(Prabhakar P. Patil)
Prabhakar P. Patil
Director
Green Energy Solutions
Agency Code- MAH 4211

Do you know?

A single mobile charger consumes 1 watt while plugged into the wall, even without a phone plugged into it! The same mobile charger will also consume 4.5 watts of electricity with a cell phone plugged into it that is already fully charged! The same mobile will consume 8 watts of power while charging a cell phone. Devices that are plugged in consume energy even when the power is switched off. 1 watt of electricity is consumed, which may not seem more but if you have 15+ appliances then it is 15 watts of energy that is consumed! This power consumption is different for every device. Therefore, unplug your devices when not in use.

Index

Sr. No.	Contents	Page No.
1	Acknowledgment	02
2	Location, Satellite Image / Map	04
3	Executive Summary	05
4	Disclaimer	06
5	Introduction to Energy Audit Programme	06
6	Definition of Energy Audit under the Energy Conservation Act, 2001	06
7	About the College	07
8	Objectives of the Study	07
9	Steps in Energy Audit	08
10	Methodology	08
11	Activity Performed	09
12	Utilization of energy/electricity in various parts of college infrastructure	10
13	Energy consumption analysis	11
14	Observations	12
15	Electricity Bill Analysis of the College	13
16	Best Practices and Initiatives	16
17	Observations	17
18	Analysis of Water Pumps	17
19	Other Sources of Energy – Generator, Inverters, LPG	18
20	Energy Balance	18
21	Energy Consumption Profile	18
22	Audit Findings and Recommendations	19
23	Consolidation of Audit Findings	19
24	Recommendations	19
25	References (Acts, Rules, Handbooks, Reports and Books)	20
26	Websites	20

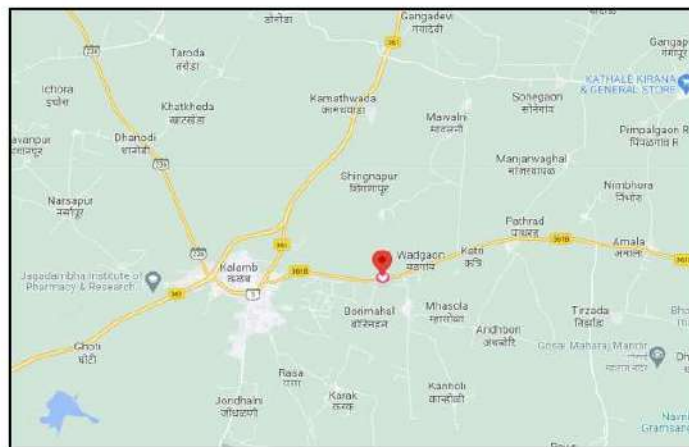


Location

Indira Mahavidyalaya is located on Kalamb-Ralegaon Road, Near Shree Saraswati Temple, Kalamb, Dist. Yavatmal (Maharashtra).

Country and State	India, Maharashtra
District	Yavatmal
Taluka	Kalamb
Government Type	Nagar Panchayat
Metropolis	10 Acers
Population of Taluka	135,992
Population of City	17447
Pin code	445401
Official language	Marathi
Location	20.4452° N, 78.3245° E

Satellite Image / Map



Executive summary

The rapid urbanization and economic development at local, regional and global level has led to several environmental and ecological crises. On this background it becomes essential to adopt the system of the Green Campus for the institute which will lead for sustainable development.

The Green Campus components include environmentally friendly building, energy efficiency, and renewable energy, indoor and outdoor air quality, water efficiency, waste reduction, plantation, rain water harvesting, plastic free campus etc.

An energy audit helps to understand more about the ways energy is used in any college and helps in identifying areas where waste may occur and scope for improvement exists. The overall energy efficiency from generation to the final consumer becomes 50%. Hence one unit saved in the end user is equivalent to two units generated in the power plant.

An energy audit is the most efficient way to identify the strength and weaknesses of energy management practices and to find a way to solve problems. An energy audit is a professional approach to utilizing economic, financial, social, and natural resources responsibly. Energy audits “adds value” to management control and are a way of evaluating the system.

The National Assessment and Accreditation Council, New Delhi (NAAC) has made it mandatory that all Higher Educational Institutions should submit an annual Green Audit or environment audit as well as energy audit. Moreover, it is part of Corporate Social Responsibility of the Higher Educational Institutions to ensure that they contribute towards the reduction of global warming through Carbon Footprint reduction measures. In view of the NAAC circular, Indira Mahavidyalaya decided to conduct an external Energy Audit by Green Energy Solutions.

The purpose of the audit was to ensure that the practices followed in the campus are in accordance with the government recommended Energy Policy. The methodology include: preparation and filling up of questionnaire, physical inspection of the campus, observation and review of the documentation, interviewing key persons and data analysis, measurements and recommendations. At the same time college conducted total Green/Environmental Audit by our Agency.

Thanks to the management of Dr. Yashawant Moreshwar Donde Sarwajanik Shaikshanik Trust and Principal of Indira Mahavidyalaya for providing this opportunity to work together towards making day-to-day operations of the institution environmentally sustainable. We thank all the employees who participated in the staff survey including non-teaching staff, the students who helped us for gathering the data. We hope our recommendations will be used to create a model of energy saving as well as green institution, and will benefit the institution for NAAC accreditation.

Date: 30/10/2023



5


(Prabhakar P. Patil)
Director, GES
Prabhakar P. Patil
Director
Green Energy Solutions
Agency Code- MAH 4211

Disclaimer

GREEN ENERGY SOLUTIONS Team has prepared this report of Energy Audit for Indira Mahavidyalaya, Kalamb based on input data submitted by the representatives of the college complemented with the best judgment capacity of the expert team. While all reasonable care has been taken in its preparation, details contained in this report have been compiled in good faith based on information gathered. It is further informed that the conclusions are arrived at following best estimates and no representation, warranty or undertaking, express or implied is made and no responsibility is accepted by Audit Team in this report or for any direct or consequential loss arising from any use of the information, statements or forecasts in the report. If you wish to distribute copies of this report external to your organization, then all pages must be included. GREEN ENERGY SOLUTIONS, its staff and agents shall keep confidential all information relating to your organization and shall not disclose any such information to any third party, except that in the public domain or required by law or relevant accreditation bodies.

Introduction to the Energy-Audit programme

Green & Energy audit can be defined as systematic identification, quantification, recording, reporting and analysis of components of environmental diversity, energy usage. Audit is the tool of management system used methodically for protection and conservation of the environment. It is also used for the sustenance of the environment. The 'Green Audit' aims to analyse environmental practices within and outside the college campus, which will have an impact on the eco- friendly ambience. Through Green Audit, one gets a direction as how to improve the condition of environment and there are various factors that have determined the growth of carrying out Green Audit.

The 'Energy audit' aims it is a technique used to establish the pattern of energy use, and identifies the areas where energy can be saved or where energy can be used judiciously. An energy audit consists of a detailed examination of how a facility uses energy, what the facility pays for that energy, and finally, a recommended program for changes in operating practices or energy consuming equipment that will effectively save on energy bills.

Definition of Energy Audit under the Energy Conservation Act, 2001

As per the Energy Conservation Act, 2001, an energy audit is defined as "the verification, monitoring and analysis of use of energy including submission of a technical report containing recommendations for improving energy efficiency with cost benefit analysis and an action plan to reduce energy consumption."

Energy accounting gives us an overall picture of energy availability and its use. Energy audit helps us in analyzing the data in a systematic and meaningful manner to evolve appropriate measures to

- introduce checks and balances in the system for reducing leakages and losses; and
- achieve technical performance.

About the College

Dr. Yashawant Moreshwar Donde Sarwajanik Shaikshanik Trust and Indira Mahavidyalaya, Kalamb is 40 years young college having Arts, Commerce, and Science faculty. College is reaccruited with B+ Grade by NAAC. The college is located on a beautiful campus of 10 acres. The college main building is in “L” shape. There are few separate buildings for few departments, canteen, gymnasium, open air theatre etc. There are separate laboratories for Chemistry, Botany, Zoology, Physics, Electronics, Computer Science, Geography, Home Economics, and Psychology. The college has also adopted a system for environmental conservation and sustainability.



Objectives of the Study

Energy audit can help us understand more about the ways energy and fuel are used in the institute, and help in identifying the areas where waste can occur and where scope for improvement exists.

Energy audit is carried out with the following aims:

- a) review and upgrading of procedure for energy accounting;
- b) review of technical efficiency of system elements in sub-transmission and distribution (ST&D) system;
- c) analysis of the techniques for measuring the energy received, energy billed and the corresponding revenue collection;
- d) review of performance of equipment, meters, distribution transformers, etc.;
- e) segregation of technical and non-technical losses; and
- f) establishment of norms for checking the consumption of various categories of consumers and overall energy balance in the circles.

In general, energy audit facilitates the translation of ideas about energy conservation into reality, by lending technically feasible solutions with economic and other organisational considerations within a specified time frame. The primary objective of energy audit is to determine ways of reducing energy consumption. For a distribution utility, energy is a commodity and its monitoring is essential.

Energy audit for a distribution utility

- ensures that input units into an area are recorded;
- ensures that the corresponding output units are recorded;
- identifies areas of deficiency (under recording and/or theft) and its correction;
- enables accurate calculation of systemic losses (both technical and commercial);

Energy audit in a power utility provides a benchmark or reference point for managing energy in the utility and the basis for planning a more effective use of energy in the utility. Proper

energy accounting and auditing would facilitate in the creation of a data base to act as input for the following improvements in the distribution system:

- load management;
- details of power factor, active and reactive power flows and suitable location for reactive power injection in the system;
- assessment of diversity in the system;
- optimum utilisation of equipment and services;
- improved voltage profile in the system;
- details of category-wise consumption of loads and proper forecast of demand; and
- better system augmentation and expansion planning.

College has focused on 2 aims:

- 1) To minimise the use of natural resources
- 2) Conservation of energy

College has focused on 3 Objectives:

- 1) To save non-conventionally produce electric energy
- 2) Use of conventional source of energy
- 3) Minimization of electric expenses



Steps in Energy Audit

Pre-Audit

1. Make a plan for the audit.
2. Form an auditing team.
3. Schedule for an audit.
4. Gather the necessary background information regarding institute and Energy Audit.

On Site

1. Understand the scope of audit.
2. Analyse the strengths and weaknesses of the internal controls.
3. Conduct the audit.
4. Evaluate the observations of audit program.
5. Prepare a report of the observations side by side.

Post-Audit

1. Produce a draft report of the data collected.
2. Produce a final report of the observations and the inference with accuracy.
3. Distribute the final report to the management.
4. Prepare an action plan to overcome the flaws.
5. Keep a watch on the action plan.

Methodology

In order to perform Energy Audit, the methodology included different tools such as preparation of charts of available data, physical inspection of the campus, observation and review of the documentation, data analysis, measurements and recommendations.

There are several types of energy audits:

- Preliminary Audit,
- Utility Cost Analysis,
- Standard Energy Audit, and
- Detailed Energy Audit.

Our focus is on **Preliminary Energy Audit and on Utility Cost Analysis**. This is the simplest and quickest type of audit. It focuses on evaluating the energy usage pattern and generates baseline data on the operational

practices in vogue. It is a relatively quick exercise to:

- establish energy consumption in the college;
- estimate the scope for energy savings;
- identify the most likely (and the easiest) areas for attention;
- identify immediate (especially no-/low-cost) improvements/ savings;
- identify areas for more detailed study/measurement.

Preliminary energy audit uses existing or easily obtainable data. It usually collects an overall facility profile and information on major energy using systems and equipment. Corrective measures are briefly described, and quick estimates of implementation cost, potential savings, and simple payback periods are provided. Recommendations resulting from a preliminary audit include low to no-cost actions that can provide immediate energy use and/or operating savings. The purpose of Utility Cost Analysis of audit is to analyze the operating costs of the facility, and determine the potential for energy efficiency retrofits.

In college, agency has collected utility bills for a period of 36 months to evaluate the energy demand to rate structures, and energy usage profiles. The additional task was to find energy consuming systems as well as to gain an insight into the variations in consumption and demand. A detailed financial analysis is performed for each measure based on detailed implementation cost estimates, site-specific operating cost savings, and the investment criteria.

Activity Performed

The following issues were studied for the Energy Audit in Indira Mahavidyalaya.

- Present level of Energy Consumption Energy Audit.
- Assess the various equipment/facilities from the Energy efficiency aspect.
- Scope for the usage of Renewable Energy.
- Various measures to reduce the Energy Consumption.

This study has been prepared based on the available data, samples, and information supplied by the College and recommendations for improving the efficient use of Energy have been made by college officials.

The various activities performed in the college for conducting an energy audit as follows:

1. Gathering and collating information in a specially designed, “Energy Systems Questionnaire” format.
2. Collection of electricity bills for 3 years and comparison of the collected data.
3. Assessment of present efficiency index for energy consumption.
4. Study of equipment and systems for operational efficiency and potential for economising.
5. Evaluation of the detailed recommendations for energy saving/conservation,

6. Formulation of detailed action plans/strategies in consultation with plant management for implementation of the identified energy saving measures.
7. Guidance to teaching and non-teaching staff for energy conservation and to implement the recommendations and also to monitor the progress on a periodic basis.

Utilization of energy/electricity in various parts of college infrastructure

Library

The College library is automated and well equipped with computers, printer, tube lights and fans. There is a large and comfortable seating place having natural light and air. Consumption of electricity is not more than the average.



Seminar Hall

The college has a well-equipped seminar hall with capacity of more than 300 seats. Along with various kinds of programs, the seminar hall is also used frequently to organize events. There are many windows and ventilations for natural light and fresh air. Seminar hall is equipped with tube lights, LED lights and fans. There is a sound system with 2 speakers of not more than 150 w. Consumption of electricity is at average level.



Other buildings with Good Daylight design and ventilation

Class rooms, laboratories, offices etc. include high ceiling, wide windows and doors. These features help providing ample sunlight which in turn saves electricity. Also, cross ventilation in classrooms and offices are facilitated due to wider windows in parallel walls.

Transportation

Almost all the students generally use public transports like state transport bus, sometimes auto rikshaw, bicycles, Motor cycles, etc. for commuting between college and their living places. The college authority also encourages themselves and neighbouring people to use public transport facilities which leads to fuel saving and also reduce carbon emission. Faculties use cars by pooling together 4 to 5 persons in a vehicle. Non-teaching staff use two wheelers with the colleagues. The fuel saving methods used by college are appreciable. Staff motivates students to use cycles. The college has a dedicated parking space at the main gate which is slightly away from class rooms, office and other buildings to reduce hazardous pollution in the campus.

Energy consumption analysis

The College using Electricity as a main Energy Source. Sectioned load for college is 1.5 KW with having 3 phase electricity supply.

	LED 15W	CFL	Tube light 20W	LED Focus 50W	Ceiling Fan 33W	AC 1kW	Compu ter	Printer	CC TV	TV	Other
Principal office	6	0		0	2	2	1	1	1	2	0
Office	0	4	3	0	4	0	4	2	3	0	0
Staff Room	0	0	3	0	2	0	0	0	1	0	0
IQAC Room	0	0	5	0	3	1	1	1 Xerox	1	1	0
Exam Dept.	0	0	2	0	2	0	1	1 Xerox	0	0	0
Computer Lab.	0	0	4	0	2	0	26	1	0	0	0
Smart Room	0	0	2	0	2	1	2	0	1	0	Projector 1, Smart board 1
GB Class Room	0	0	2	0	4	0	0	0	1	0	0
Seminar Hall	4	0	2	1	15	0	0	0	2	0	0
G.F. Corridor	5	0	6	4	2	0	0	0	3	0	Water Cooler-2, Water Filter-2
Library	0	0	6	0	6	0	4	0	2	1	0
Chemistry Department	0	0	7	0	9	0	0	0	1	0	Fridge 1, Ovean- 1(750W), furnance- 1(2kW), Hot plate- 2(300W),
Zoology Department	0	0	7	0	6	0	0	0	1	0	Incubator 1(300W), Oven- 1(1450 W), microwav e ovan- 1(800W)
Home Economics	0	0	7	0	6	0	0	0	1	0	Fridge 1, Ovan- 1(750W), furnance- 1(2kW), Hot Plate 2(300W),
F15 Class Room	0	0	1	0	2	0	0	0	1	0	
F14 Class Room	0	0	1	0	2	0	0	0	1	0	0

F13 Class Room	0	0	1	0	2	0	0	0	1	0	0
F12 Class Room	0	0	2	0	2	0	0	0	1	0	0
1st Floor corridor	0	0	9	1	0	0	0	0	0	0	0
Physics Lab.	0	0	5	0	5	0	0	0	1	0	Ovan-1(2kW)
Economics Dept.	0	0	0	0	2	0	0	0	0	0	0
Psychology Dept.	0	0	2	0	2	0	0	0	0	0	0
Old Science Building	5	0	14	0	12	0	0	0	0	0	0
Yoga Centre	12	0	13	2	6	0	0	0	0	0	0
Sports Room	0	0	1	0	1	0	0	0	0	0	0
Gymnasium	0	0	2	0	2	0	0	0	0	0	Home Theatre Speakers
Botany Dept.	0	0	2	0	2	0	0	0	0	0	0
Geography Dept.	0	0	2	0	5	0	0	0	0	0	0
English Dept.	0	0	3	0	1	0	0	0	0	0	0
Total Apparatus	32	4	114	8	113	4	38	6	23	4	
Total consumption	480 W	80 W	2.28 kW	400 W	3.7kW	4kW	370 W	90 W	345 W	750 W	10 kW

Observations:

- The Institute has about 114 tube lights with maximum LED lights, 4 LED focus, 32 LED lights, 4 CFL, which are more Energy Efficient than old patterned fluorescent tube lights. All LED tube lights are fitted with electronic ballast.
- The College has 113 fans in different Classrooms, departments, Workshops, labs and offices. All fans are fitted with an electronic regulator.
- There are 4 AC units with 3 to 4-star rating. As no daily use of AC, the consumption is below average.
- There are 38 computes, 6 printers, 23 CCTV cameras and 4 TV sets.
- Few equipment like DVD player, tape recorders, Dish TV etc. are there but not in use now a days. So, there is no electricity consumption on that old equipment or on apparatus.
- The use of electricity is less in comparison to other colleges; the electricity bill is not much high and no point of worry.



Electricity Bill Analysis of the College:

Energy Bill for Consumer number 377990010567, Principal, Indira Mahavidyalaya

2020-2021

Month	Amount	Fixed charge	Energy charge	Duty	S.T.	Consumption
June 2020	5930	333	1161.81	508.95	63.18	351
July 2020	2070	333	1161.81	508.95	63.18	351
Sept.2020	920	333	609.04	266.30	33.12	184
Oct. 2020	1040	333	473.33	207.35	25.74	143
Nov. 2020	1000	333	450.16	189.20	24.48	136
Dec. 2020	1030	333	466.71	204.45	25.38	141
Jan. 2021	960	333	417.06	182.70	22.68	126
Feb. 2021	1210	333	595.80	261.00	32.40	180
Av. added for 2 months	3540	-	-	-	-	403
For 10 months	17700	-	-	-	Total	2015

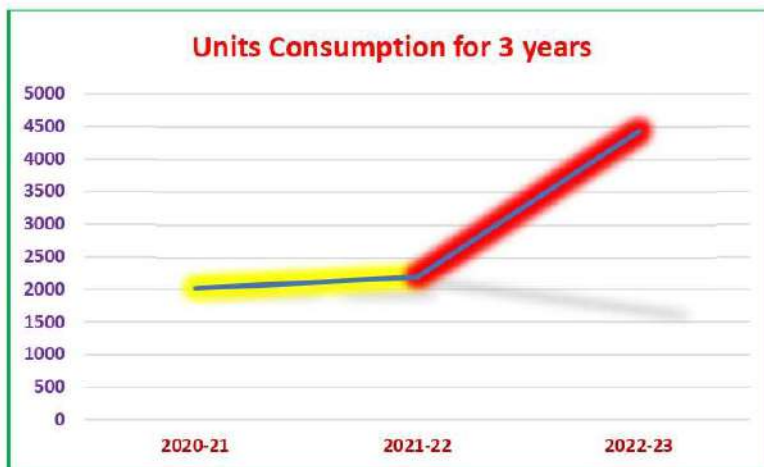
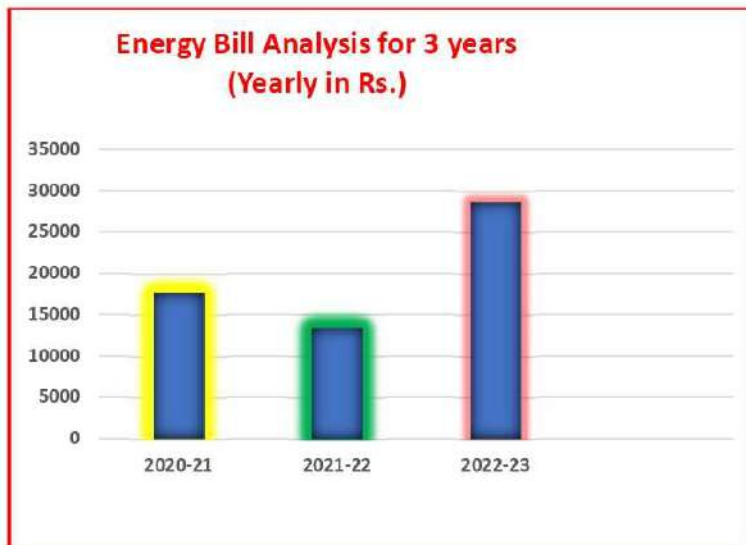
2021-2022

Month	Amount	Fixed charge	Energy charge	Duty	S.T.	Consumption
April 2021	1530	335	388.97	346.23	43.38	241
May 2021	920	343.00	549.12	242.88	31.68	176
June 2021	1330	343.00	670.80	296.70	38.70	215
Sept. 2021	1880	343.00	1026.48	454.02	59.22	329.
Oct. 2021	1420	343.00	730.08	322.82	42.12	234
Nov. 2021	1520	343.00	798.72	353.28	46.08	256
Dec. 2021	1120	343.00	530.40	234.60	30.60	170
Jan. 2022	1460	343.00	742.56	328.44	42.84	238
Feb. 2022	1180	343.00	574.08	253.92	33.12	184
Mar. 2022	1040	343.00	468.00	207.00	27.00	150
For 10 months	13400	-	-	-	Total	2193

2022-2023

Month	Amount	Fixed charge	Energy charge	Duty	S.T.	Consumption
April 2022	2220	345	1233.78	541.47	70.92	394
June 2022	3120	353	1838	780.30	104.04	578
July 2022	3300	353	1768.08	750.06	100.08	556
August2022	2870	353	1500.96	306.80	84.96	472

Sept. 2022	2700	353	1411.92	599.40	79.95	444
Oct. 2022	3700	353	2009.76	856.20	113.76	632
Nov. 2022	2940	353	1542.13	654.75	87.30	485
Dec. 2022	2150	353	1081.20	459.0	61.20	340
Jan. 2023	2590	353	1348.32	572.40	76.32	424
Feb. 2023	3010	353	1593.18	676.35	90.18	501
For 10 months	28600	-	-	-	Total	4432





महाराष्ट्र स्टेट इलेक्ट्रिसिटी डिस्ट्रीब्यूशन कंपनी लि.



वीज पुरवठा देयक माहे: OCT-2023

Website : www.mahadiscom.in
GSTIN of MSFDCL: 27AAFCM2833K17B
BILL NO (GGN): 00002174106310

HSN code 27100000

ग्राहक क्रमांक: 377990010567
SHRI PRINIPAL INDIRA MAHAWAIDAYA
NEAR BORI RALEGAON ROAD KALAMB KALAMB 445401
घोषावळ इमेस:

94****58/

देयक दिनांक: 11-OCT-23
देयक रक्कम रु.: 2,100.00

देय दिनांक: 31-OCT-23
या तारखे नंतर भरल्यास: 2,130.00

बिलिंग युनिट: 3168-KALAMB S/DN.
दर संकेत: 017 A/T Public Services Govt. Educa
पोल नं: 000IM 01
पी.सी.बळमार्ग-कमडि.टी.सी.: 2 / 01-0090-0220 4316652
मिटर क्रमांक: 07805374107
रिडिंग युप: F2

पुरवठा दिनांक: 11-Oct-1985
मंजूर भार: 1.5 KW
सुरक्षा ठेव जमा(रु): 5,200.00
बातु रिडिंग दिनांक: 08-OCT-23
मागील रिडिंग दिनांक: 08-SEP-23

Scan this QR
Code with
BHIM App for
UPI Payment

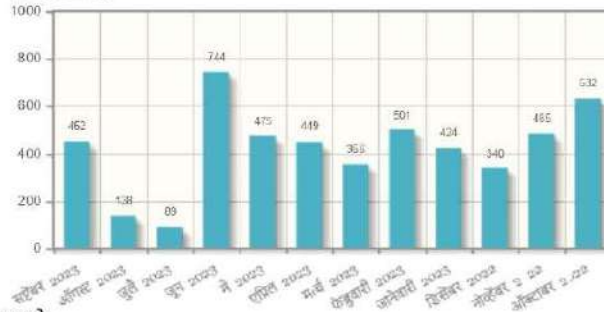


चातु रिडिंग	मागील रिडिंग	गुणक अवयव	युनिट	रक्मा युनिट	पक्कण
41550	41246	01	304	0	304

QR कोडद्वारे भरणा केलाच, भरणा दिनांकांनुसार तागू असलेली तरतूद देयक भरणा सूट किंवा विलंब आकार पुढील देयकात समाविष्ट करण्यात येईल

NORMAL
Bill Period: 1 Month(s) /

मागील वीज वापर



* मध्याह्नीं हकार निवारण केंद्र 24*7
MSEDCL Call Center:
18002333435
18002123435
1912

ग्राहकांच्या तक्रारीचे निवारण करण्यासंबंधीचे नियम व कार्यपद्धति महावितरणच्या संकेत स्थळ:-
www.mahadiscom.in >
ConsumerPortal > CGRF
वाचर उपलब्ध आहे.

महत्वाचे:

१. छापील बिना पेलणी ई-बिला साठी नोंदणी करू व प्रत्येक बिलामागे १० रुपयांचा गो.श्रीम डिस्काउंट मिळवा नोंदणी करण्यासाठी: <https://pro.mahadiscom.in/Go-Gnoy/gognoen.jsp> (GGN नंबर तुमच्या छापील वितारण करच्या बाजूला लाव्या कोपण्यामध्ये उपलब्ध आहे.)
२. डिजिटल माध्यमाद्वारे किंज बिल भरा व 0.२५% (रु.५००/- पर्यंत) राबतत मिळवा (टॅक्सेस व ल्यूटीन बगळून)
३. तुमचा गोबादल नंबर व दर्जेल पत्ता चुकित्या असल्यास दुरुस्त करू त्यासाठी <https://consumerinfo.mahadiscom.in/> पेथे भेट द्या
४. पुढील महिन्याची रिडिंग साधारणतः 06-11-2023 हा तारखेला होईल.

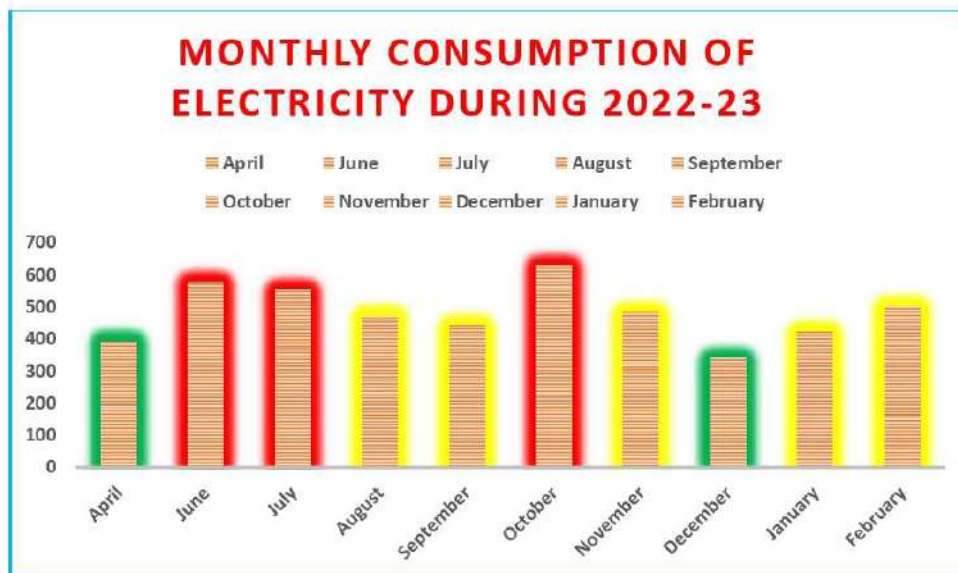
विशेष संदेश:

- * ग्रिय ग्राहक, आपला नोंदणीकृत भ्रमणवर्नी क्र.94****58 आहे. आपला भ्रमणवर्नी क्रमांक बदलण्यासाठी/नवीन क्रमांक नोंदणीसाठी महावितरण संकेतस्थळ/मोबाईल अॅप वापरु किंज ९९३०३९९३०३ ह्या क्रमांक दर खालील संदेश पाठवु **MREG 377990010567**
- * महावितरणला कोणत्याही प्रकारच्या रकमेनेवा भरणा करताना सांगणकीकृत क्रमांक असलेली सांगणकीय पावतीच स्वीकारली. हस्ताक्षित पावती स्वीकारू नये. गैरसोय टाळण्यास अनिच्छातून भरणा सुचिचिता पर्याय वापरावा.

For making Energy Bill Payment through RTGS/NEFT mode, use following details

- Beneficiary Name: **MSEDCL**
- Beneficiary Account Number: **MSEDCL01377990010567**
- IFS Code: **SBIN0008965**
- Name of Bank: **STATE BANK OF INDIA**
- Name of Branch: **IFB BKC**
- Amount As per Bill

Disclaimer: Please use above bank details only for payment against consumer number mentioned in beneficiary account number.



As per the above tables and graphs, the average monthly Electricity Consumption is 201.5 units in 2020-21, 219.3 in 2021-22, 443.2 in 2022-23 per month, and The Average Monthly Electricity Bill is Rs. 1770 in 2020-21, Rs. 1340 in 2021-22, Rs. 2860 in 2022-23. There are slight fluctuations in Electricity Consumption in college. The use of electricity during 2022-23 is increased as compared to previous two years. As per the data for 2022-23, during June, July and October months the consumption of electricity is above average whereas during April and December it is below average. Rest months' consumption is at average level. An initiative is taken the college to conversion to LED light for reducing the total electricity consumption.

Best Practices and Initiatives

Checklist	Yes/No/NA	Total marks 100
Renewable Energy / Solar Power Plant	No	00
Energy Audit Conducted	Yes	10
Biogas Plant installed	No	00
Biodiversity Conservation	Yes	08
Use of LED, CFL bulbs and tubes	Yes	08
Stabilizers to protect instruments	Yes	08
Are there energy saving methods adopted?	Yes	07
Are your computers and other equipment put on power saving mode?	Yes	07
E Waste Management	Yes	06
Adoption of Village for green practices	Yes	10
	Total	64

Observations:

1. Lux light level is sufficient in the Campus, where students spend most of their time and focus on learning.
2. Homogeneous lighting achieved with LED lighting systems reduces shadows and improves visibility.
3. College installed LED lighting systems which is a good option for Energy Consumption. These systems provide energy-efficient lighting and reduce maintenance costs to a minimum.
4. Natural lighting is considered for corridors.
5. Regular monitoring of Equipment and immediate rectification of any problems is being done.
6. Unit consumption and the amount paid for bills increased slightly. This is due to the increase in electricity prices; and now it is a post covid period.

Analysis of Water Pumps

The water supply to the College is taken from the 2 wells. Main building water tanks are connected to a well by PVC pipes and other building water tanks are connected to other well. There are 3 Overhead water tanks and 1 is at ground level that store water coming from the wells.

Capacity of water storage tanks

Sr. No.	Tank	UGT capacity in litre	No. of times filled Water	storage/usage (m3/day)
1	Main Building terrace water tank	15000	1	120
2	Old Science Building-South-West Block water tank	5000	1	80
3	Ground level water tank	5000	1	80
4	Old Building – North-West Block water tank	2500	1	50



Water Pump Capacity

Sr. No.	Motor Capacity	Electrical loading
1	1.0 hp	746watt 2 hrs/day
2	1.0 hp	746watt 2 hrs/day

Other Sources of Energy

Generator

There is a 2.7 Kva generator in college which run on LPG. As there are 3 battery invertors available in college, generator is not in use and so there is no consumption of LPG by the generaor.

Inverters

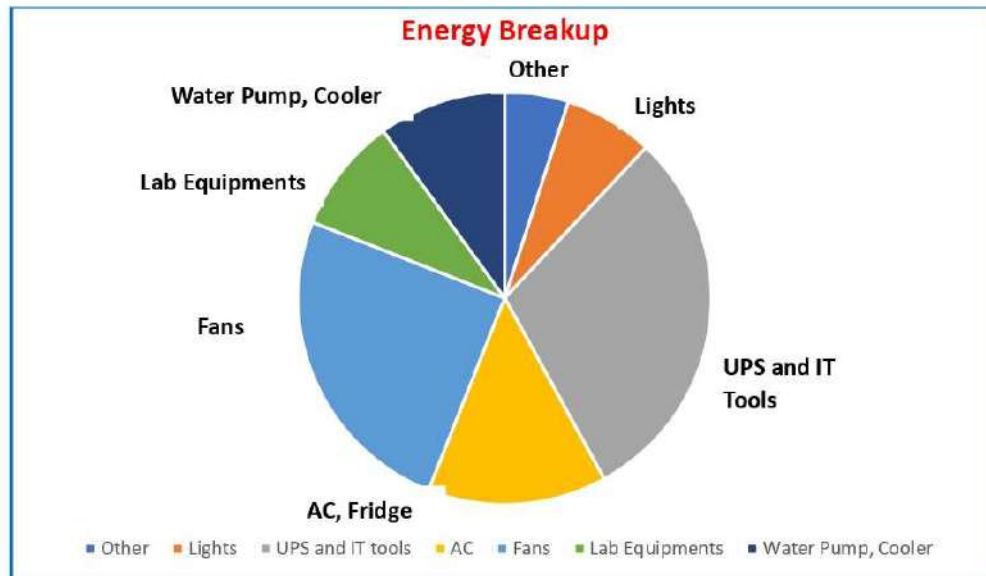
There are 3 battery invertors are in college. Two 1500 VA invertors and one 3000VA sinewave invertors are available in college. As there is no load shading now a days, invertors are using less electricity.



LPG

There are 2 laboratories using LPG. One is Home Economics and other one is Chemistry. Consumption of LPG in Home Economics laboratory is two cylinders per year and in Chemistry three cylinders per year.

Energy Balance



25 % of the total energy consumed in this facility is used to operate Fans. Lighting uses 7%, UPS and IT Equipment uses 30%, AC and Fridge uses 14%, Lab Equipment uses 9%, Water Pump and Water Cooler uses 10% and other uses 3%.

Energy Consumption Profile

Sr. No.	Fuel	Consumption in Kcal for a year
1	Electricity	126120
2	LPG	30780



Audit Findings and Recommendations

Based on the analysis of Power Consumption data, Certain steps have been recommended to improve the campus's energy efficiency. Complete cost analysis of the implementation of the recommended measure has been performed wherever necessary.

Also, the general measure of energy efficiency has been listed. Described below are some crucial recommendations for better energy efficiency:

Consolidation of Audit Findings

- 1) The communication process for awareness concerning energy conservation is found adequate.
- 2) Average Power factor is maintained.
- 3) The monthly use of Electricity in the College is not very high.
- 4) Objectives for reducing energy, Water and Fuel consumption are sufficient.
- 5) Energy-efficient equipment and LED lights are being used to replace the old non-energy efficient Lights.
- 6) Regular monitoring of Equipment and immediate rectification of any problems.
- 7) Energy conservation tips/ posters are displayed in crucial points.

Recommendations

1. Housekeeping:

- **Curtains:** Always keep curtains on windows to prevent direct sunlight inside the room to avoid heating cooled air.
- **Proper insulation:** Good Quality insulation must be maintained in the airconditioned rooms by keeping all doors and windows closed adequately to prevent cool air from going out and Hot air.

• **Operating:** The AC should be switched on 15 minutes before actual use and should be switched off before leaving the room.

2. Replacing Florescent Tube light to LED lights:

LED lighting systems are a good option for college. These systems provide energy-efficient lighting and reduce maintenance costs to a minimum. The College suggests that the College use LED lights instead of fluorescent tube lights.

Dominants' light sources at most places on the campus are traditional Florescent tube lights. If LEDs replace these tube lights, 18 Watts of power can be saved.

3. Replacing LED Monitors with LCD Monitors

LCD monitors consume 150 W, while LED monitors consume only 50W. The saving of 25 W per monitor is considerable, but the LED monitor is also costlier by Rs. 2000. (approx.)

4. Use of Master Switch outside each room.

Installation of a Master switch outside a room can make it easy for a person to switch off all the room's applications in case someone forgets to switch off while leaving the room. This can help improve energy efficiency.

5. Hibernating

Utilizing Hibernating feature to power down computers will reduce the current wasted Energy associated with keeping computers powered on when the building is unoccupied.

6. Conduct more save energy awareness programs for students and staff.

Conduct more save energy awareness programs for students and staff.

8. Energy Substitutions:

As in the Campus, there is a much consumption of Electrical Energy, which is not economical. Instead of using electrical energy, switch to an alternative energy source, solar power.

References

(Acts, Rules, Handbooks, Reports and Books)

1. Electrical Act 2003 (Amended 2001) / Rules 1956 (Amended 2006)
2. Energy Conservation Act 2010.
3. Home Energy Audit Manual (2017), Ottotractions & EMC Kerala, No.ES 26, Pp.114
4. The bare necessities: How much household carbon do we really need? Ecological Economics (2010), 69, 1794–1804, Druckman, A., & Jackson, T.
5. The Batteries (Management and Handling) rules, 2001 (Amended 2010)
6. The Environment [Protection] Act – 1986 (Amended 1991) & Rules-1986 (Amended 2010)
7. The Gas Cylinders Rules – 2016 (Replaces the Gas Cylinder Rules – 1981)
8. The Petroleum Act: 1934 – The Petroleum Rules: 2002
9. Towards campus climate neutrality: Simon Fraser University's carbon footprint (2007), Simon Fraser University, Bokowski, G., White, D., Pacifico, A., Talbot, S., DuBelko, A., Phipps, A.

Websites

- http://cea.nic.in/reports/others/thermal/tpece/cdm_co2/user_guide_ver10.pdf
- <http://www.kgs.ku.edu/Midcarb/sequestration.shtml>
- http://www.moef.nic.in/downloads/public-information/Report_INCCA.pdf
- <http://www.sustainabilityoutlook.in/content/5-things-consider-you-plan-rooftoppv-plant>
- <https://beeindia.gov.in/sites/default/files/guidebook-Campus.pdf>
- https://ghgprotocol.org/sites/default/files/standards_supporting/Ch5_GHGP_Tech

- <https://www.americangeosciences.org/critical-issues/faq/how-does-recyclingsave-energy>
- <https://www.carbonfootprint.com/factors.aspx>

+++

Date: 30/10/2023




(Prabhakar P. Patil)
Director, GES
Prabhakar P. Patil
Director
Green Energy Solutions
Agency Code- MAH 4211



Green Audit Report

Green/Environmental Audit Report

Dr. Yeshawant Moreshwar Donde Sarwajanik Shaikshanik Trust's

INDIRA MAHAVIDYALAYA

KALAMB, DIST. YAVATMAL, MAHARASHTRA 445401



Duration of Audit: August 2023 to October 2023

Assessment Period: 2020-21, 2021-2022, 2022-23

Dated this 30th day of October 2023

Prepared by

GREEN ENERGY SOLUTIONS

Authorised Energy and Environment Auditing Agency

Agency Code – MAH 4211

Opposite Wankhede Hall, Near Alnakar Cinema Dharampeth, Nagpur 440 010
greenenergysolutions@gmail.com +91 712 22614722

This document contains the survey report of activities that **Green Energy Solutions** has performed in **Indira Mahavidyalaya, Kalamb, Dist. Yavatmal**, premises under Green Audit. This report includes observations that agency has come across, and also recommendation and solutions for it which can be implemented to enhance the overall performance of the college.



Acknowledgment

We were privileged to work together with the administration, staff and students of Indira Mahavidyalaya, Kalamb, Dist. Yavatmal for their timely help extended to complete the audit and bringing out this report.

With gratitude, we acknowledge the diligent effort and commitments of all those who have helped to bring out this report. We also take this opportunity to thank the bona-fide efforts of team Green Energy Solutions for unstinted support in carrying out this audit. We thank our consultants, engineers and backup staff for their dedication to bring this report.

Thank you!

Date: 30/10/2023



Prabhu
(Prabhakar P. Patil)
Director, GES
Prabhakar P. Patil
Director
Green Energy Solutions
Agency Code- MAH 4211

The main findings of the audit show that, in general, all the departments and students are aware about the need for environmental protection at a general level. However, on detailed review, it was observed that, as the college is implementing Green Campus Policy for the first time, many of the practices followed in the institution are still in nascent stage and needs further nurture. In addition, certain processes could benefit from further review in order to improve their efficiency, fairness and consistency.

Index

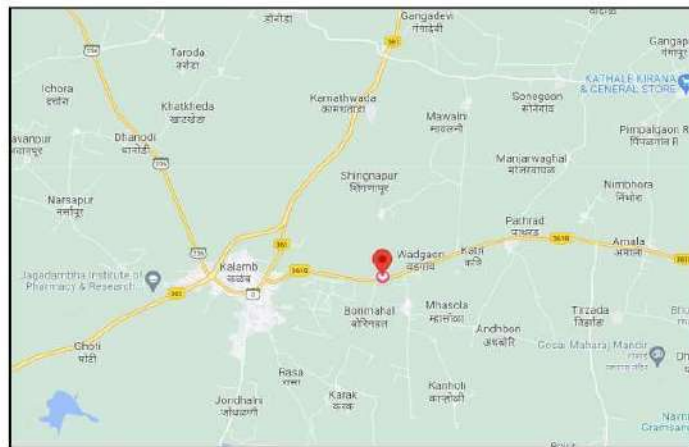
Sr. No.	Contents	Page No.
1	Acknowledgment	02
2	Location, Satellite Image / Map	04
3	Executive Summary	05
4	Disclaimer	06
5	Introduction to Green Audit Programme	07
6	About the College	08
7	Objectives of the Study	08
8	Methodology	08
9	General Environmental Awareness Questioner	11
10	Best Practices and Initiatives	11
11	Landscaping and Plantation	12
12	Green Belt and Biodiversity - Green Area	13
13	Theme localities	14
14	Floral Diversity - Trees available in college campus	15
15	Pictures of Flowering Plants available in college campus	16
16	Faunal Diversity	17
17	Various Faunal Diversity around the College Campus	19
18	List of some Plants having Medicinal uses in the college campus	20
19	Total Strength of the college (Input Data)	24
20	Air Quality Analysis - Carbon emission and Carbon sequestration	24
21	Per capita carbon emission - Carbon Emission Profile, Carbon Foot Print	25
22	Noise Level Analysis - Noise Test Methods, Measurement and observations	26
23	Waste Audit - Waste Generation, Solid Waste Management	28
24	Vermicompost Unit	29
25	Sewage Waste Management	30
26	E-Waste Generation	31
27	Waste Generation Charts - Degradable and Non-Degradable Waste	32
28	Score Card	32
29	Different types of waste and their proportion graph	33
30	Water Audit	34
31	Rain water harvesting	36
32	Score Card	37
33	Flow chart of water supply	38
34	Overall Recommendations	38
35	Conclusion	39
36	References (Acts, Rules, Handbooks, Reports and Books), Website	40
37	References - Website	41

Location

Indira Mahavidyalaya is located on Kalamb-Ralegaon Road, Near Shree Saraswati Temple, Kalamb, Dist. Yavatmal (Maharashtra).

Country and State	India, Maharashtra
District	Yavatmal
Taluka	Kalamb
Government Type	Nagar Panchayat
Metropolis	10 Acers
Population of Taluka	135,992
Population of City	17447
Pin code	445401
Official language	Marathi
Location	20.4452° N, 78.3245° E

Satellite Image / Map



Executive summary

India has experienced revolutionary rapid industrial growth and urbanization over the past few decades. Due to this, we are observing severe depletion of natural resources, damages to the ecosystems and habitats, heavily polluted surface and ground water resources as well as resources such as soil and air etc. This has almost resulted in irreversible changes which might damage the eco-system and will enhance climate change and create diseases which will be difficult to control, if proper effective measures are not taken in time or if continuous vigilance is not maintained.

The rapid urbanization and economic development at local, regional and global level has led to several environmental and ecological crises. On this background it becomes essential to adopt the system of the Green Campus for the institute which will lead for sustainable development.

In the developing countries like India, the educational institutions have been playing a significant role in promoting social inclusiveness, economic growth and environmental protection directly or indirectly and thus have been contributing to nation's growth since the time unknown. These institutes are indirectly aiming to achieve sustainable development goals which has become necessary in the current scenario.

Most of the educational institutions are thriving to provide a clean and healthy environment and are becoming more sensitive to the maintenance and sustenance of the environment within their campus by promoting good practices such as energy savings, recycling of waste, water management etc. However, these efforts are to be accounted for to the benefit of all the stakeholders associated with an institute. Such accounting will ensure a continuous vigilance with respect to environmental performance of the institute.

The National Assessment and Accreditation Council, New Delhi (NAAC) has made it mandatory from the academic year 2016–17 onwards that all Higher Educational Institutions should submit an annual Green Audit Report. Moreover, it is part of Corporate Social Responsibility of the Higher Educational Institutions to ensure that they contribute towards the reduction of global warming through Carbon Footprint reduction measures. In view of the NAAC circular regarding Green Auditing, the College Management decided to conduct an external Green Evaluation by GREEN ENERGY SOLUTIONS.

INDIRA MAHAVIDYALAYA is deeply concerned and unconditionally believes that there is an urgent need to address these fundamental problems and reverse the trends. Being a premier institution of higher learning, the college has arranged various programmes for the environment protection and sustainability.

The purpose of the audit was to ensure that the practices followed in the campus are in accordance with the Green Policy adopted by the institution. The methodology include: preparation and filling up of questionnaire, physical inspection of the campus, observation and review of the documentation, interviewing key persons and data analysis, measurements and recommendations. It works on the several facets of 'Green Campus' including Water Conservation, Tree Plantation, Waste Management, Paperless Work, Alternative Energy and Mapping of Biodiversity. With this in mind, the specific objectives of the audit are to evaluate the adequacy of the management control framework of environment sustainability as well as

the degree to which the Departments are in compliance with the applicable regulations, policies and standards. It can make a tremendous impact on student health and learning college operational costs and the environment. The criteria, methods and recommendations used in the audit were based on the identified risks.

Thanks to the management of Dr. Yashawant Moreshwar Donde Sarwajanik Shaikshanik Trust and Principal of Indira Mahavidyalaya for providing this opportunity to work together towards making day-to-day operations of the institution environmentally sustainable. We thank all the employees who participated in the staff survey and also the students who helped us for gathering the data and also the non-teaching staff and workers who co-operated with us and hope our recommendations will be used to create a model green institution and will benefit the institution for NAAC accreditation.

Date: 30/10/2023



Prabhu
(Prabhakar P. Patil)
Director, GES
Prabhakar P. Patil
Director
Green Energy Solutions
Agency Code- MAH 4211



Disclaimer

GREEN ENERGY SOLUTIONS Team has prepared this report of Green Audit for Indira Mahavidyalaya, Kalamb based on input data submitted by the representatives of the college complemented with the best judgment capacity of the expert team. While all reasonable care has been taken in its preparation, details contained in this report have been compiled in good faith based on information gathered. It is further informed that the conclusions are arrived at following best estimates and no representation, warranty or undertaking, express or implied is made and no responsibility is accepted by Audit Team in this report or for any direct or consequential loss arising from any use of the information, statements or forecasts in the report. If you wish to distribute copies of this report external to your organization, then all pages must be included. GREEN ENERGY SOLUTIONS, its staff and agents shall keep confidential all information relating to your organization and shall not disclose any such information to any third party, except that in the public domain or required by law or relevant accreditation bodies.

Introduction to the Green-Audit Programme

Green audit is the tool of management system used methodically for protection and conservation of the environment. It is also used for the sustenance of the environment. The audit suggests different standard parameters, methods, and projects for environmental protection. It can be adopted by any industry, organization, educational institutes and even by housing complexes. The green audit is useful to detect and monitor sources of environment pollution and it emphasizes on management of all types of wastes, monitoring of energy consumption, monitoring of quality and quantity of water, monitoring of hazards, safety of stakeholders and even the management of disasters.

The green audit was first implemented in the United States in the early 1970s by some companies in commensuration with Clean Air and Clean Water Act. The United Nations Conference on Environment and Development (UNCED), also known as Earth Summit Rio-1992 held at Rio de Janeiro, Brazil inspired the countries to review their environmental stand to act effectively to save the earth with sustainable approach. Most of the participating countries accepted their national strategy for sustainable development which includes the policy and programs aimed to promote geo-biodiversity and protect environment.

INDIA is the first country in the world to make environmental audits compulsory. The government of India, by its gazette notification dated March 13, 1992, made it mandatory for all industries to provide annual environmental audit reports of their operations, beginning with 1992-93. This required industries to provide details of water, raw materials and energy resources used, and the products and waste generated by them.

In 2006, Government of India declared the National Environment Policy 2006 and made green audit mandatory to each industry. According to the policy it is a response to India's national commitment to a clean environment, mandated in the Constitution in Articles 48 A and 51 A (g), strengthened by judicial interpretation of Article 21 (National Environmental Policy 2006). It is recognized that the maintenance of the healthy environment is not the responsibility of the state alone. It is the responsibility of every citizen and thus a spirit of partnership is to be realized through the environment management of the country. The process of environmental audit was formalized by Supreme Audit Institution (SAI) according to the guidelines given in Manual of Standard Orders (MSO) issued by Authority of the Controller and Auditor General of India 2002.

Green Audit can be defined as systematic identification, quantification, recording, reporting and analysis of components of environmental diversity. The 'Green Audit' aims to analyse environmental practices within and outside the college campus, which will have an impact on the eco-friendly ambience. It was initiated with the motive of inspecting the work conducted within the organizations whose exercises can cause risk to the health of inhabitants and the environment. Through Green Audit, one gets a direction as how to improve the condition of environment and there are various factors that have determined the growth of carrying out Green Audit.

Green audit is assigned to the criteria 7 of NAAC, National Assessment and Accreditation Council which is a self-governing organization of India which declares the institutions as Grade A, B or C according to the scores assigned during the accreditation.

About the College

Dr. Yashawant Moreshwar Donde Sarwajanik Shaikshanik Trust and Indira Mahavidyalaya, Kalamb is 40 years young college having Arts, Commerce, and Science faculty. College is reaccredited with B+ Grade by NAAC. The college is located on a beautiful campus of 10 acres. The college main building is in "L" shape. There are few separate buildings for few departments, canteen, gymnasium, open air theatre etc. There are separate laboratories for Chemistry, Botany, Zoology, Physics, Electronics, Computer Science, Geography, Home Economics, and Psychology. The college has also adopted a system for environmental conservation and sustainability. There are three pillars as zero environmental foot print, positive impact on occupant health and performance and 100% graduates demonstrating environmental literacy. The goal is to reduce CO₂ emission, energy and water use, while creating an atmosphere where students can learn and be healthy. The college administration works on the several facets of 'Green Campus' including Water Conservation, Tree Plantation, Waste Management, Paperless Work, and Mapping of Biodiversity.

Objectives of the Study

The main objective of the Green Audit is to promote the Environment Management and Conservation in the College Campus. The purpose of the audit is to identify, quantify, describe and prioritize framework of Environment Sustainability in compliance with the applicable regulations, policies and standards. The main objectives of carrying out Green Audit are:

1. To introduce and aware students to real concerns of environment and its sustainability.
2. To secure the environment and cut down the threats posed to human health by analysing the pattern and extent of resource use on the campus.
3. To establish a baseline data to assess future sustainability by avoiding the interruptions in environment that are more difficult to handle and their corrections requires high cost.
4. To bring out a status report on environmental compliance.

Methodology

In order to perform Green Audit, the methodology included different tools such as preparation of questionnaire, physical inspection of the campus, observation and review of the documentation, interviewing key persons and data analysis, measurements and recommendations. The study covered the following areas to summarise the present status of environment management in the campus:

- Water management
- Energy Conservation
- Waste management
- E-waste management
- Green area management

PDCA (Plan-Do-Check-Act), sometimes called PDSA (Plan-Do-Study-Act), the "Deming Wheel," or "Deming Cycle," was developed by renowned management consultant Dr. William

Edwards Deming in the 1950s. He called it as the "Shewhart Cycle," as his model was based on an idea from his mentor, Walter Shewhart. He wanted to create a way of identifying what caused products to fail to meet customers' expectations. His solution helps businesses to develop hypotheses about what needs to change, and then test these in a continuous feedback loop.



PDCA/PDSA CYCLE

The four phases are:

Plan: Identify and analyse the problem or opportunity, develop hypotheses about what the issues may be, and decide which one to test.

Do: Test the potential solution, ideally on a small scale, and measure the results.

Check/Study: Study the result, measure effectiveness, and decide whether the hypothesis is supported or not.

Act: If the solution was successful, implement it.

The PDCA / PDSA framework can improve any process or product by breaking it into smaller steps. It is particularly effective for:

Helping to implement Total Quality Management or Six Sigma initiatives, exploring a range of solutions to problems, and piloting them in a controlled way before selecting one for implementation.

Avoiding wastage of resources by rolling out an ineffective solution on a wide scale.

You can use the model in all sorts of business environments, from new product development, project and change management, to product lifecycle and supply chain management.

Benefits of PDCA cycle

The model is a simple, yet powerful way to resolve new and recurring issues in any industry, department or process. Its iterative approach allows you and your team to test solutions and assess results in a waste-reducing cycle.

It instils a commitment to continuous improvement, however small, and can improve efficiency and productivity in a controlled way, without the risks of making large scale, untested changes to your processes.

While performing the green audit, we followed the PDCA cycle. The advantage of these cycle in achieving the goals of continuous improvement of the quality management system.

This report includes 4 stages as per:

Section 1: Plan Phase (Includes Audit Plan)

Section 2: Do and Check Phase (Includes observation)

Section 3: Act Phase (Includes recommendations)

Section 1: Plan Phase

This phase includes proper planning on how and when the audit will be performed. Prior meetings were held with Principal Dr. Pavan Mandavkar and other teaching and non-teaching staff and also with students to inform them about these activities. Following are the details of these Pre-Audit Meetings that were held during initial period in the college seminar hall in two separate sessions for teaching-non teaching staff and the students respectively.

Session I

This session was conducted in the first month itself, under the guidance of by the Director of Green Energy Solutions, Mr. Prabhakar P. Patil, for the students to brief them about the importance of improving the environmental performance of their college through the Green Audit Activity. They were given a brief idea about what Green Audit is and how they can contribute in this process and how it will benefit them and the college. There was a good response as the students were enthusiast to learn about the audit and wanted to work for the betterment of college environment. Students were divided into two task forces and were assigned the data collection tasks.

Session II

On the same day another session was held for the teaching and non-teaching staff in which they were also informed about the same by Mr. Prabhakar P. Patil. There was a good response from teaching and nonteaching members and all were very much interested to participate in this activity.

Section 2: Do and Check Phase

During next 2 months green/environmental, waste, water and energy audit were performed simultaneously. Before collecting the data, the staff members and students were given some instruction on how to collect the data for both the audit. The staff and students performed the task in an excellent and impressive way. The observations that we recorded are all noted in Section 2 phase.

Before performing the audit, the staff was given some instructions on why they are doing this and how they will segregate the waste. They were also provided with gloves and mask to ensure proper safety and to avoid injuries or ill effects. The observations that we recorded are all noted in Section 2 phase.

This phase includes the observations and depending on that we gave marks to it. On basis of this report, we can properly understand in which section we shall focus and which are lacking behind to make improvements in it.

General Environmental Awareness Questioner

Question	Yes/No/NA	Total marks 100
Are you aware of any environmental Laws pertaining to different aspects of environmental management?	Yes	10
Does your institute have any rules to protect the environment?	No	00
Dose Environmental Ambient Air Quality Monitoring conducted by the Institute?	Yes, Not Regularly	05
Dose Environmental Water and Waste water Quality monitoring conducted by the Institute?	Yes, Not Regularly	05
Dose stack monitoring of DG sets conducted by the Institute?	N/A	00
Is any warning notice, letter issued by state government bodies?	No	10
Dose any Hazardous waste generated by the Institute? If yes explain its category and disposal method.	No	10
Are you aware of any environmental Laws pertaining to different aspects of environmental management?	Yes	10
Are students and faculties aware of environmental cleanliness ways?	Yes	10
Dose Important Days Like World Environment Day, Earth Day, and Ozone Day etc. eminent in Campus?	Yes	10
Marks obtained		70

Best Practices and Initiatives

Checklist	Yes/No/NA	Total marks 100
Renewable Energy / Solar Power Plant	No	00
Energy Audit and Green Audit Conducted	Yes	10
Biogas Plant installed	No	00
Biodiversity Conservation	Yes	08
Tree Plantation Drives / ECO clubs	Yes	10
Ground Water Recharge / Rain Water Harvesting System / Water Conservation	Yes	10
Pollution Reduction Initiative / Public Transportation	Yes	07
E Waste Management Connected to authorized recycler	No	00
Solid Waste Management	Yes	08
Adoption of Village for green practices	Yes	10
Marks obtained		63

Landscaping and Plantation

Landscaping: Landscape is an art to develop specific piece of land into green with aesthetic view commonly called as 'beautification'.

Activity: College is having 10 acres of land with various buildings such as class rooms, laboratories, canteen, toilet blocks and play grounds. Surrounding area is a bare land of rocks because of water scarcity it was difficult to make campus green, but college developed Eco-friendly campus. Landscaping is done as per requirement. The role of NSS in landscaping and planting is great.

Aims and objectives: Aim and objective of landscape are as below:

- Aims:**
- 1) To develop campus eco-friendly.
 - 2) To create healthy environment for learning.
 - 3) Beautification of Land.

- Objectives:**
- 1) Plants provide natural oxygen.
 - 2) Plants keep surrounding environment clean and cool.
 - 3) Plants protect from dust which are collected on foliage.
 - 4) Trapping of dust on leaves creates dust free environment in building.
 - 5) Increase aesthetic view of the campus
 - 6) Plants are important as it creates natural habitat for birds and animal.

Plantation: Plants provide us oxygen, filter carbon dioxide, prevent soil erosion, maintain the ecological balance and many more. Also, they provide us food, shelter and many useful things.

- Aims:**
- 1) To create healthy environment.
 - 2) To develop the natural habitat in the campus.

- Objectives:**
- 1) Increase O₂ level of the campus.
 - 2) Keep surrounding environment cool.
 - 3) Plants give shade.
 - 4) Plants give natural habitat for birds and animals including Microorganism.

Activity/ Observation: Plantation is done regularly in college. As per location, different variety of plants are planted in various places with keeping aesthetic view with respect to type of soil texture. The College has 67 species of plants that are labelled and their growth is monitored. The entire campus has been developed into beautiful garden patches. The total number of herbs is 53, shrubs 112, and trees 139. Efforts are made to increase the number of plants that can survive under adverse condition of soil and scarcity of water.



Recommendations:

Strengthen the Garden Committee that will hold the complete responsibility for the enactment, enforcement and review of the Environmental Policy. The Committee shall be the source of advice and guidance to staff and students on how to implement the policy. Ensure that an audit is conducted regularly and action is taken on the basis of audit report, recommendation and findings. Increase use drip irrigation system for the proper watering to the plants.

Green Belt and Biodiversity

College campus has plenty of trees. Many of the trees are planted to have medicinal importance. There are large number of big trees surrounding the College field. These trees attract various birds and insects which increases the biodiversity of the Campus. And of course, these trees help reducing the temperature level of the College Campus.

Green Area

This includes the plants, greenery and sustainability of the campus to ensure that the buildings conform to green standards This also helps in ensuring that the Environmental Policy is enacted, enforced and reviewed using various environmental awareness programmes.

Observations:

Campus is located in the vicinity of approximately 67 types (species) of trees. Various tree plantation programs are being organized during the last week of June, July and August at college campus and surrounding villages through NSS unit. This program helps in encouraging eco-friendly environment which provides pure oxygen within the institute and awareness among villagers. The plantation program includes various type of indigenous species of ornamental and medicinal wild plant species.

Recommendations:

- Reviews periodically the list of trees planted in the garden, allot numbers to the trees and keep records. Give scientific names to the trees.
- Promote environmental awareness as a part of course work in various curricular areas, independent research projects, and community service.
- Create awareness of environmental sustainability and takes actions to ensure environmental sustainability.
- Establish a College Environmental Committee that will hold responsibility for the enactment, enforcement and review of the Environmental Policy. The Environmental Committee shall be the source of advice and guidance to staff and students on how to implement this Policy.
- Ensure that an audit is conducted annually or biannually and action is taken on the basis of audit report, recommendation and findings.
- Celebrate 'Environment Day' and other days related to environment and plant trees on these days to make the campus Greener.













Theme localities

Theme	Oxygen -Rich	Beauty	Medicinal	Climbers	Shade	Avenue	Flower Garden
Sacred Fig (Peepal)	✓			✓	✓	✓	✓
Banyan Tree	✓				✓	✓	
Neem	✓		✓				
Guava	✓						
Mango	✓						
Lemon	✓						
Indian Gooseberry	✓						
Almond	✓						
Pomegranate	✓						
Custard Apple	✓						
Banana	✓						
Black Plum (Jamun)	✓						
Fig	✓				✓	✓	
Kadamba	✓						
Plumeria		✓				✓	✓
Jasmine (Mogara)		✓		✓			✓
Oleander (Nerium oleander)		✓					✓
Rose		✓					✓
Gulmohar (Flame Tree)		✓				✓	
Chrysanthemum		✓					✓
Malabar Nut			✓				
White Leadwort			✓				
Holy Basil			✓				
Safflower			✓				
Indian Beech (Pongamia glabra)			✓				
Indigo (Ink Nut)				✓			
Climbers				✓			
Periwinkle							✓









Floral Diversity








Trees available in the college campus

Sr. No.	Common Name	Botanical Name of Plant	No. of trees	Pictures
1	Kadu Nim	<i>Azadirachta indica</i>	30	
2	Chinch	<i>Tamarindus indica</i>	10	
3	Ramphal	<i>Annona reticulata</i>	1	
4	Sitafal	<i>Annona squamosa</i>	10	
5	Saptaparni	<i>Alstonia scholaris</i>	4	
6	Bor	<i>Ziziphus mauritiana</i>	6	
7	Gulmohar	<i>Delonix regia</i>	1	
8	Banyan	<i>Ficus benghalensis</i>	3	
9	Mango	<i>Mangifera indica</i>	10	
10	Pimpal	<i>Ficus religiosa</i>	3	

11	Engraji Chinch	<i>Pithecellobium dulce</i>	9	
12	Badam	<i>Prunus dulcis</i>	7	
13	Chafa	<i>Plumeria</i>	10	
14	Babhul	<i>Vachellia nilotica</i>	16	
15	Gauva	<i>Psidium guajava</i>	2	


Pictures of Flowering Plants available in college campus















Sr. No.	Common Name	Botanical Name of Plant	No. of plants	Pictures
1	China Rose	<i>Hibiscus</i>	10	
2	Nag Champa	<i>Plumeria Pudica</i>	3	
3	Sadaphuli (Pink)	<i>Catharanthus roseus</i>	25	
4	Sadafuli (White)	<i>Catharanthus roseus</i>	23	
5	Chameli	<i>Yellow plumeria rubra</i>	2	
6	Nimboo	<i>Citrus limon</i>	7	



7	Keli	<i>Canna spp.</i>	3	
8	Gulab	<i>Rosa Damascena</i>	10	
9	White flowered aak	<i>Calotropis procera</i>	1	
10	Purple flowered aak	<i>Calotropis gigantea</i>	2	
11	Vidya/ Morpankhi	<i>Thuja occidentalis L</i>	1	
12	Holy basil/ Tulsi	<i>Ocimum tenuiflorum</i>	7	
13	Anjeer	<i>Ficus carica</i>	2	

Faunal Diversity

The wet season is oppressive and cloudy followed by clear dry season. In general, it is hot most of the months. The hot season prevails for 3 months (Mar-May) whereas after monsoon (June-September) the cold season lasts from November till February. Faunal diversity varies accordingly.

Sr. No.	Common Name	Scientific name:	Image
1	Oriental common grass yellow	Eurema hecabe hecabe	

2	Indian painted Jezebel	<i>Delias hyparete indica</i>	
3	Indian angled castor	<i>Ariadne merione tapestrina</i>	
4	Damsel Fly	<i>Ischnura sp</i>	
5	Dragon Fly	<i>Aeshna sp</i>	
6	Rice Grasshoppers	<i>Oxya sp</i>	
7	Field Cricket	<i>Gryllus sp</i>	
8	Mole Cricket	<i>Gryllotalpa sp</i>	
9	Mango Stem Borer	<i>Batocera rufomaculata</i>	
10	Oriental magpie-robin	<i>Copsychus saularis</i>	
11	House sparrow	<i>Passer domesticus</i>	
12	Woodpecker (Lesser Golden-backed Woodpecker)	<i>Dinopium benghalense</i>	
13	Common crow	<i>Corvus splendens</i>	
14	Jungle Babbler	<i>Argya striata</i>	
15	Purple sunbird	<i>Nectarinia sp</i>	

16	Spotted dove	<i>Spilopelia sp</i>	
17	Jungle Myna	<i>Acridotheres fuscus</i>	

Various Faunal Diversity around the College Campus

Sr.No.	Category	Name of Animal	Scientific Name
1	Birds	House Sparrow	<i>Passer domesticus</i>
2	Birds	Common Myna	<i>Acridotheres tristis</i>
3	Birds	House Crow	<i>Corvus splendens</i>
4	Birds	Rock Pigeon	<i>Columba livia</i>
5	Birds	Black Kite	<i>Milvus migrans</i>
6	Birds	Eagles	<i>Various species in Aquila and Haliaeetus genera</i>
7	Mammals	Cattle	<i>Bos taurus</i>
8	Mammals	Buffalo	<i>Bubalus bubalis</i>
9	Mammals	Goat	<i>Capra aegagrus hircus</i>
10	Mammals	Rabbit	<i>Oryctolagus cuniculus</i>
11	Mammals	Hedgehog	<i>Erinaceus europaeus</i>
12	Insects	Honeybee	<i>Apis mellifera</i>
13	Insects	Butterflies	<i>Various species</i>
14	Insects	Ladybugs	<i>Family Coccinellidae</i>
15	Insects	Spiders	<i>Various species</i>
16	Insects	Mantises	<i>Order Mantodea</i>
17	Insects	Dragonflies	<i>Order Odonata</i>
18	Amphibians	Frogs	<i>Various Rana and Duttaphrynus species</i>
19	Amphibians	Indian Toad	<i>Duttaphrynus melanostictus</i>
20	Amphibians	Indian Bullfrog	<i>Hoplobatrachus tigerinus</i>
21	Reptiles	Rat Snake	<i>Ptyas mucosa</i>
22	Reptiles	Spectacled Cobra	<i>Naja naja</i>
23	Reptiles	Russell's Viper	<i>Daboia russelii</i>
24	Rodents	House Rat	<i>Rattus rattus</i>
25	Rodents	House Mouse	<i>Mus musculus</i>
26	Rodents	Indian Gerbil	<i>Tatera indica</i>
27	Rodents	Indian Hare	<i>Lepus nigricollis</i>
28	Soil Fauna	Common Earthworm	<i>Lumbricus terrestris</i>
29	Soil Fauna	Bacteria and Fungi	<i>Various species</i>

30	Soil Fauna	Nematodes and Protozoa	<i>Various species</i>
31	Aquatic Fauna	Fish	<i>Various species</i>
32	Aquatic Fauna	Frogs	<i>Various species</i>
33	Aquatic Fauna	Aquatic Insects (Dragonfly Nymphs)	<i>Various species</i>
34	Gastropods	Common Garden Snail	<i>Helix aspersa</i>
35	Gastropods	Slugs	<i>Various species</i>
36	Gastropods	Land Snails (in moist areas)	<i>Various species</i>

List of some Plants having Medicinal uses in the college campus

Sr. No.	Marathi Common Name	Number	English Common Name	Scientific Name	Plant Type	Medicinal Uses
1	अडुळसा (Adulsa)	3	Malabar Nut	Justicia adhatoda	Herb	Treats respiratory disorders, cough, asthma,
2	निळी रुई (Nili Rui)	2	Indigo	Indigofera tinctoria	Herb	- Used for dyeing and in traditional medicine.
3	पांढरी रुई (Pandhari Rui)	1	White Leadwort	Plumbago zeylanica	Herb	- Traditional use in herbal medicine.
4	कडुलिंबा (Kadulimba)	30	Neem	Azadirachta indica	Herb	- Used for skin conditions, dental care, and more.
5	पारिजात (Khadasani)	2	Indigo (Ink Nut)	Wrightia tinctoria	Herb	- Used in traditional remedies for various health issues.
6	चक्री (Chakri)	10	Wheel Bush	Cassia tora	Herb	- Traditional use in Ayurvedic medicine for various ailments.
7	पिंपळकवला (Pimpalkavala)	2	Sacred Fig (Peepal)	Ficus religiosa	Herb	- Traditional remedies for several health conditions.
9	तुळस (Tulasi)	1	Holy Basil	Ocimum sanctum	Herb	- Used for various health and medicinal purposes.
10	डाळिंब (Daalimb)	2	Pomegranate	Punica granatum	Herb	- Consumed for its nutritional and potential health benefits.
11	हाडा शंक (Hada Shank)	1	Pongamia	Pongamia pinnata	Shrub	- Used for skin diseases and as a

						remedy for various ailments.
12	चाफा (Chafa)	10	Plumeria	Plumeria spp.	Shrub	- Used in traditional medicine for skin conditions.
13	पांढरी सदाफुली (Pandhari Sadafuli)	25	White	Hibiscus arnottianus	Shrub	- Traditional use in herbal medicine.
14	लाल जास्वंद (Laal Jaswand)	10	Red Hibiscus	Hibiscus rosa-sinensis	Shrub	- Traditional remedies for various health conditions.
15	खंडचक्का (Khandchakka)	3	Safflower	Carthamus tinctorius	Shrub	- Traditional use in Ayurveda and herbal medicine.
16	चंपा (Champa)	15	Plumeria	Plumeria spp.	Shrub	- Used in traditional medicine for skin conditions.
17	सागवान (Saagwan)	15	Teak	Tectona grandis	Shrub	- Traditional uses in Ayurveda and herbal medicine.
18	जांब (Jaamb)	4	Guava	Psidium guajava	Shrub	- Various parts of the guava tree used in traditional remedies.
19	बेल (Bel)	1	Bael	Aegle marmelos	Shrub	- Used to treat digestive and respiratory conditions.
20	शिरास (Shiras)	2	Jackfruit	Artocarpus heterophyllus	Shrub	- Traditional uses in Ayurveda and herbal medicine.
21	चिंच (Chinch)	10	Tamarind	Tamarindus indica	Shrub	- Used in traditional remedies for various health issues.
22	पापळा (Papala)	4	Papaya	Carica papaya	Shrub	- Consumed for its nutritional and potential health benefits.
23	पळस (Palas)	1	Flame of the Forest	Butea monosperma	Shrub	- Traditional use in Ayurveda and herbal medicine.
24	कदंब (Kadamb)	1	Kadamba	Neolamarckia cadamba	Shrub	- Traditional uses in Ayurveda and herbal medicine.
25	मोगरा (Mogara)	10	Jasmine (Mogara)	Jasminum spp.	Shrub	- Traditional uses in herbal medicine and aromatherapy.

26	पांढरा कनेर (Pandhara Kaner)	5	Oleander (Nerium oleander)	Nerium oleander	Tree	- Traditional use in herbal medicine (caution: highly toxic).
27	सिताफळ (Sitaphal)	10	Custard Apple (Annona reticulata)	Annona reticulata	Tree	- Used in traditional medicine for various ailments.
29	करंजी (Karunje)	20	Indian Beech (Pongamia glabra)	Pongamia glabra	Tree	- Traditional use for skin diseases and as a remedy for various ailments.
30	गुलाब (Gulab)	10	Rose (Rosa spp.)	Rosa spp.	Tree	- Traditional uses for fragrance and various health benefits.
31	बाडवा (Baadwa)	2	Banyan Tree (Ficus benghalensis)	Ficus benghalensis	Tree	- Various parts of the banyan tree have medicinal properties.
32	सदाफुली (Sadafuli)	25	Periwinkle	Vinca Rosea	Tree	- Traditional remedies for various health conditions.
33	लाल कनेर (Laal Kaner)	2	Red Oleander (Nerium oleander)	Nerium oleander	Tree	- Traditional use in herbal medicine. Caution: Highly toxic.
34	शेवंती (Shevanti)	20	Chrysanthemum (Chrysanthemum spp.)	Chrysanthemum spp.	Tree	- Traditional uses in herbal medicine and tea preparation.
35	पिंपळ (Pimpal)	3	Sacred Fig (Peepal) (Ficus religiosa)	Ficus religiosa	Tree	- Traditional remedies for several health conditions.
36	बादाम (Baadam)	7	Almond (Prunus dulcis)	Prunus dulcis	Tree	- Consumed for its nutritional and potential health benefits.
37	आंबा (Aamba)	10	Mango (Mangifera indica)	Mangifera indica	Tree	- Various parts of the mango tree are used in traditional remedies.
38	लिंबू (Limbu)	7	Lemon (Citrus limon)	Citrus limon	Tree	- Used for its refreshing juice and potential health benefits.
39	आवळा (Aawla)	9	Indian Gooseberry (Phyllanthus emblica)	Phyllanthus emblica	Tree	- Consumed for its high vitamin C content and potential health benefits.

40	गुलमोहर (Gulmohar)	1	Gulmohar (Flame Tree) (Delonix regia)	Delonix regia	Tree	- Traditional use in Ayurveda and herbal medicine.
41	केळी (Keli)	3	Banana (Musa spp.)	Musa spp.	Tree	- Traditional uses for various health conditions.
42	जांभूळ (Jambhul)	3	Black Plum (Jamun) (Syzygium cumini)	Syzygium cumini	Tree	- Traditional use in Ayurveda and herbal medicine.
43	अंजीर (Anjeer)	2	Fig (Ficus carica)	Ficus carica	Tree	- Traditional use in herbal medicine.



Total Strength of the college (Input Data)

Session	2020-21	2021-22	2022-23
No. of total Students	1284	1181	1138
Teaching Staff	23	22	28
Non-Teaching Staff	12	12	11
Total Occupancy of the college	1319	1215	1277

Air Quality Analysis

Carbon emission and Carbon sequestration

All the activities including energy consumption and waste management have their equivalent carbon emission and they positively contribute to the carbon footprint of the campus. Carbon sequestration is the reverse process, at which the emitted carbon dioxide will get sequestered according to the type of carbon sequestration employed. Even though there are many natural sequestration processes are involved in a campus, the major type of sequestration among them is the carbon sequestration by trees.

Trees sequester carbon dioxide through the biochemical process of photosynthesis and it is stored as carbon in their trunk, branches, leaves and roots. The amount of carbon sequestered by a tree can be calculated by different methods. In this study, the volumetric approach was taken into account, thus the details including CBH (Circumference at Breast Height), height, average age, and total number of the trees, are required. Details of the trees in the campus compound are given in the Table. Detailed table is included in the technical supplement.

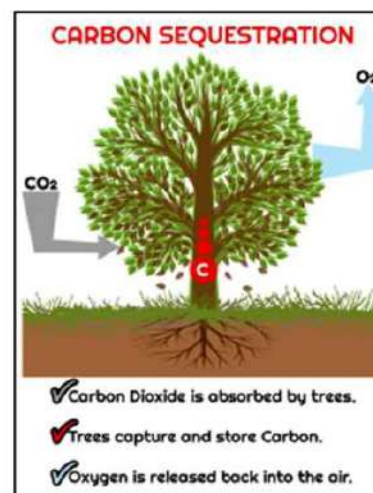
Carbon sequestered by a tree can be found out by using different methods. Since this study is employed the volumetric approach, the calculation consists of five processes.

1. Determining the total weight of the tree
2. Determining the dry weight of the tree
3. Determining the weight of carbon in the tree
4. Determining the weight of CO₂ sequestered in the tree
5. Determining the weight of CO₂ sequestered in the tree per year

Carbon sequestered by each species of trees in the campus compound is given in the Table. Detailed calculation results are listed out in the tables provided in the technical supplements of 'Carbon sequestration'.

Observations:

Carbon Sequestration			
Session	2020-21	2021-22	2022-23
Total number of trees	110	125	139
Carbon sequestered by trees in the campus (tCO₂e)	0.61	0.66	0.82



Good daylight design and ventilation

Class rooms, laboratories, office, seminar hall etc. include high ceiling, wide windows and doors. These features help providing ample sunlight which in turn saves electricity. Also, cross ventilation in classrooms and offices are facilitated due to wider windows in parallel walls.



Air Quality Index- 93 (Quality Moderate)

The air quality is generally acceptable for most individuals. However, sensitive groups may experience minor to moderate symptoms from long-term exposure.

Current Air Pollutants	Air Quality Scale	Category
O3	22 (53 $\mu\text{g}/\text{m}^3$)	Unhealthy
SO2	7 (7 $\mu\text{g}/\text{m}^3$)	Excellent
PM10	105 (87 $\mu\text{g}/\text{m}^3$)	Unhealthy
PM2.5	130 (48 $\mu\text{g}/\text{m}^3$)	Excellent
NO2	23 (12 $\mu\text{g}/\text{m}^3$ $\mu\text{g}/\text{m}^3$)	Fair
CO	3 (284 $\mu\text{g}/\text{m}^3$)	Excellent

Source: www.accuweather.com (Place: Kalambe, Date: 23/10/2023)

Per capita carbon emission Carbon Emission Profile

Carbon emissions in the campus due to the day-to-day activities are calculated and is discussed below. The emission factors considered for estimation and its units are given.

Emission Factors

Item	Factor	Unit
Electricity	0.00079	tCo2e/kWh
LPG	0.0015	tCo2e/kg
Food Waste	0.00063	tCo2e/kg
Paper Waste	0.00056	tCo2e/kg
Plastic Waste	0.00034	tCo2e/kg



Carbon Foot Print

(Refer the charts of Degradable waste generation and Solid non-degradable waste generation)

Sr. No.	Particulars	2020-21	tCO2e	2021-22	tCO2e	2022-23	tCO2e
1	Electricity (kWh)	1306	1.03	2193	1.73	4826	3.81
2	LPG (kg)	14.2	0.02	28.4	0.04	28.4	0.04
3	Degradable Waste in kg/yr.	2328.7	2.16	1569.5	1.99	2022.1	2.09
4	Paper Waste in kg/yr	62.77	0.04	59.39	0.04	61.47	0.04
5	Plastic Waste in kg/yr	35.61	0.04	33.66	0.04	34.83	0.04

Noise Level Analysis

The sound quality in a work place is very important and affects the productivity of the candidates, in this case of students and college staffs. As per Indian standards the desirable noise pollution for educational institutions and hospitals in daytime is 50 dbA.

Loudness is the strength of sensation of sound perceived by the individual. It is measured in units of Decibels. includes: Just audible sound is about 10 dB, a whisper about 20 dB, library place 30 dB, normal conversation about 35-60 dB, heavy street traffic 60-100 dB, boiler factories 120 dB, jet planes during take-off is about 150 dB, rocket engine about 180 dB. The loudest sound a person can stand without much discomfort is about 80 dB. Sounds beyond 80 dB can be safely regarded as Pollutant as it harms hearing system. The WHO has fixed 45 dB as the safe noise level for a city. For international standards a noise level up to 65 dB is considered tolerate. Loudness is also expressed in sones. One sone equals the loudness of 40 dB sound pressure at 1000 Hz. Frequency is defined as the number of vibrations per second. It is denoted as Hertz (Hz).



Noise Test Methods

In this report, Sound Meter (a noise measuring app) has been used to measure the noise level at various location of the college campus. Sound Meter detects any noise, music or sound of its surroundings. The measured data can be analysed to have maximum, minimum and average sound level at the locations considered.

Measurement and observations

The noise level was recorded by Sound Meter at various locations of Indira Mahavidyalya. At each spot, the measurements were taken for 60 seconds during daytime (6 AM- 6 PM). Screen



shots of the measurements of noise were taken immediately on the app at the time of 60th second of each measurement.

The noise level is found increased during peak hours of rush, mostly at lectures and or practical time. It is below the minimum level during morning and evening time, beyond the duty hours of teaching and non-teaching staff.


Measurement of Noise in and around Indira Mahavidyalaya

Place	Measurement (Duration in second)	Minimum (dBA)	Maximum (dBA)	Average (dBA)
College Entrance Gate	60	64	85	74
Principal Office	60	45	81	63
College Office	60	58	80	69
Staff Room	60	54	74	64
Computer Lab	60	45	81	63
Near Economics Dept.	60	46	80	63
Near English Dept.	60	60	72	66
Library	60	58	81	69
Gymnasium	60	55	66	60
Near Geography Dept.	60	58	80	69
Near Zoology Dept.	60	50	68	59
Near Chemistry Lab	60	60	70	65
Play Grounds	60	56	74	59
College Canteen	63	72	66	69
Seminar Hall	59	85	63	74
1 st Floor	60	64	79	70
2 nd Floor	60	45	81	63
Outside the Campus	60	67	89	78

Recommendations:

To reduce noise pollution -

- Plant more trees as sound barriers.
- Use soundproof curtains in office, IQAC room and Principal cabin.
- Limit noisy activities.
- Educate and raise awareness.
- Avoid the use of loud speakers if not necessary.



Waste Audit

Waste Generation


This indicator addresses waste production and disposal of different wastes like paper, food, plastic, biodegradable, construction, glass, dust etc. and recycling. Furthermore, solid waste often includes wasted material resources that could otherwise be channelled into better service through recycling, repair, and reuse. Solid waste generation and management is a burning issue. Unscientific handling of solid waste can create threats to everyone. The survey focused on volume, type and current management practice of solid waste generated in the campus.

The way communities generate and manage their waste plays an absolutely key role in their ability to use resources efficiently. All buildings contain bins for both general waste and mixed recyclables (plastic bottles, card, cans and paper). On average each floor in the buildings areas has its own general waste bin and one recycling bin. When the bins are emptied by the cleaning staff.

Cement constructed and fibre/plastic bins are marked and kept at different places, however in some locations throughout the building it was unclear which bins were for which waste streams. There are four basic ways in which campus can do plastic recycling collection services for plastic bottles and containers – curb side, drop-off, buy-back or deposit/refund programs. The first, and

most widely accessible, collection method is curb side collection of recyclables. The campus is installed bins to collect plastic bottles and single use plastics. College staff have given a proper awareness on plastic waste problems and they are discouraging the students teachers to carry plastics to the campus. The Garden Committee is very active in the campus and do a verity of programs to build awareness on waste management. The reports on different activities of the club are attached as technical supplement of this report.

The major concern of waste management will be focused on the solid waste produced by the campus. Solid wastes produced in the campus are mainly of three types, food waste, paper waste, and plastic waste. Food wastes produced in the campus by canteen and by the students and staff after the consumption of meals.



Solid Waste Management

- Aims:**
- 1) Scientific disposal of solid waste.
 - 2) Protection of human health and environment.
- Objectives:**
- 1) To increase recycling level
 - 2) To reduce organic waste in landfills
 - 3) To control air, water, soil pollution
 - 4) Production of green manure and vermicompost.



Activity:

Solid waste is separated as **dry and wet**. Dry waste includes plastic, glass, paper, metals, wood and related product. Wet waste typically refers to organic waste usually generated as canteen waste, plant debris.

Dry waste is separated and it is given for its reuse and recycling to the recycler agency to avoid the pollution.

Wet waste is also known as **organic** waste. It is obtain from canteen, fallen Leaves, litter, ort, trash etc. produce in this campus if it is not disposed properly it creates air pollution, to avoid this we have implemented solid organic waste management activity, we run it at two level **one** is decomposition of solid waste through the composting in pit, vermicompost form solid organic waste and **second** is training to the students, farmers about production of organic manure like vermicompost, production of mushroom from the solid organic agricultural waste which ultimately conversion of Best from Waste, further the best biofertilizer is used for plants of college campus which enhances greenery leads environment clean and fresh.

Vermicompost Unit


The solid waste comes from garden, canteen, office produce a wide range of organic wastes, such as straw, leaves, stalks, weeds, vegetable wastes, processed food and paper. College has constructed chamber for vermicomposting.

College is using the earthworms for vermicomposting. Earthworms are used to manage all these agricultural wastes, earthworms convert this waste into humus or manure or 'Vermicompost' or worm castings, which is a nutrient-rich and biologically beneficial soil product. Vermicompost enhances plant growth, suppresses disease in plants, increases porosity and microbial activity in soil, and improves water retention and aeration. Vermicompost also benefits the environment by reducing the need for chemical

fertilizers and decreasing the amount of waste going to landfills. Vermicompost contains 2 times more **magnesium**, 15 times more **nitrogen**, and 7 times more **potassium** compared with the surrounding soil.

Observations:

Burning plastic and other wastes releases dangerous substances such as heavy metals, Persistent Organic Pollutants, and other toxics into the air and ash waste residues. Such pollutants contribute to the development of asthma, cancer, endocrine disruption, and the global burden of disease. So, burning plastics shall be strictly restricted inside the campus.



The total solid waste collected in the campus is approximately 7 Kg/day. Waste generation from tree droppings is a major solid waste generated in the campus. The waste is segregated at source by providing separate dustbins for Bio-degradable and Plastic waste. Segregation of chemical waste generated in chemistry and zoology laboratories is also practiced. Single sided used papers reused for writing and printing in all departments. Important and confidential reports/ papers are sent for pulping and recycling after completion of their preservation period. Very less plastic waste (0.19 Kg/day) is generated, but it is neither categorized at point source nor sent for recycling. Metal waste and wooden waste is stored and given to authorized scrap agents for further processing. Few glass bottles are reused in the laboratories. The food waste from canteen is used or sent for vermicomposting.

The institute has adopted vermiculture composting in culture pit. The main purpose of this is to reduce disposable waste in the college campus. After complete process of vermicomposting, it is used as manure in the garden.

Recommendations:

- Reduce the absolute amount of waste that it produces from college staff offices.
- Make full use of all recycling facilities provided by Nagar Panchayat and private suppliers, including glass, cans, white, coloured and brown paper, plastic bottles, batteries, print cartridges, cardboard and furniture.
- Provide sufficient, accessible and well-publicized collection points for recyclable waste, with responsibility for recycling clearly allocated.
- Single sided papers to be used for writing and photocopy.
- Important and confidential papers after their validity to be sent for pulping.
- Try to avoid use of plastic bottles for drinking water.

Sewage Waste Management

Aims: 1) Scientific disposal of Sewage.
2) Provide solution to maintain health and hygiene.

Objectives:

- 1) Minimization of air and water pollution
- 2) Reuse of drainage water.
- 3) To fulfil the requirement of water for gardening.
- 4) To minimize expenses on water for gardening.

Activity / Observations:

Population includes students, staff, and stakeholders creates waste water daily. A pond constructed near well and connected by rain water pipes, waste water canals or pipes. It minimizes the air and water pollution. This procedure benefited for garden. There is no filtration process for sewage water.

Recommendations:

- If planned, then during water filtration process, ensure that the equipment used are regularly serviced and the wastage of water is not below the industry average.
- Cleaning of underground pipes is to be done regularly.



E-Waste Generation

E-Waste is a term used to cover items of all types of electrical and electronic equipment (EEE). E-waste can be described as consumer and business electronic equipment that is near or at the end of its useful life. This makes up about 2.5% of all solid waste, but is much more hazardous than other waste because electronic components contain cadmium, lead, mercury, and Polychlorinated biphenyls (PCBs) that can damage human health and the environment.

Items and their toxic components

Sr. No.	Item	Components
1	Refrigerator, AC	CFC/HC/Rubber
2	PC and laptops	CRT, fluorescent lamp, copper
3	Television	Metal, CRT, plastic, BRF
4	Computer batteries	Cadmium
5	Capacitor and transformer	PBC
6	Printed circuit board	Lead and cadmium
7	Cathod ray tubes	Lead oxide and Cd
8	Switches and flat scree Monitor	Mercury

Observations:

E-waste generated in the campus is very less in quantity. The cartridges of laser printers are refilled outside the college campus. Administration conducts the awareness programmes regarding E-waste Management with the help of various departments. The E-waste and defective item from computer laboratory are being stored properly. The institution has decided to contact approved E-waste management. The college should not forget that if it is not disposed off properly it can result in various problems in form of pollution, which can be air pollution, water pollution etc.

Recommendations:

- Recycle or safely dispose of white goods, computers and electrical appliances.
- Use reusable resources and containers and avoid unnecessary packaging where possible.
- Always purchase recycled resources where these are both suitable and available.



Waste Generation Charts

(Connected to Carbon Foot Print Chart)

Degradable Waste Generation

Session	2020-21	2021-22	2022-23
Total Occupancy	1319	1215	1277
Waste generated in kg /day	6.38	4.30	5.54
Waste generated in kg /Yr	2328.7	1569.5	2022.1

Non-Degradable waste

Solid non-degradable waste generation

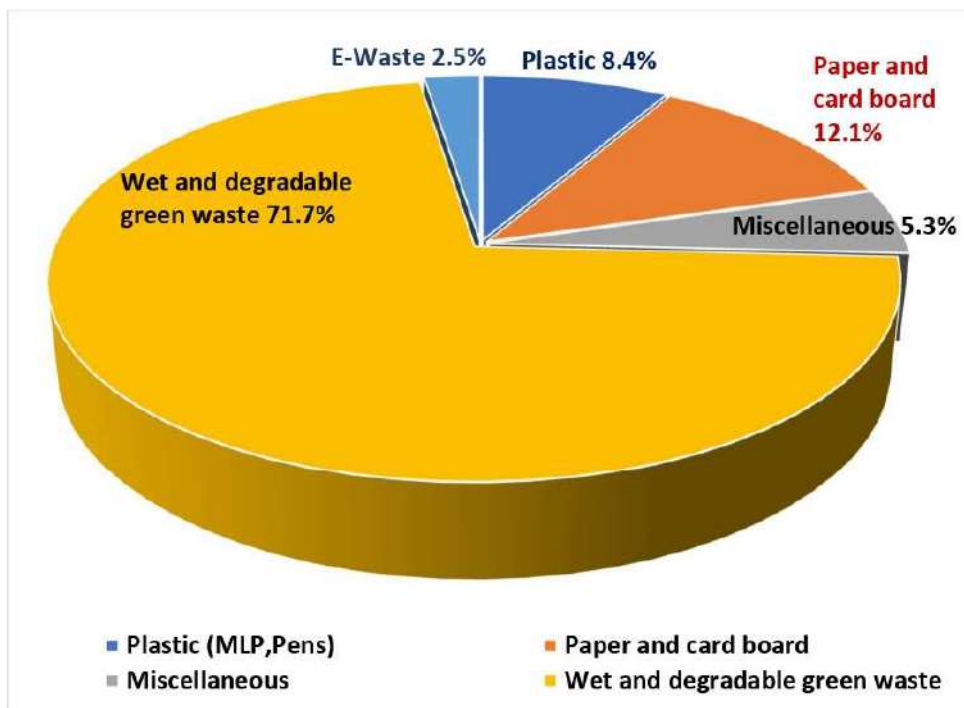
Session	2020-21	2021-22	2022-23
Total Occupancy	1319	1215	1277
Waste paper generated in kg /day (0.25g/p)	0.329	0.303	0.319
Waste plastic generated in kg /day (0.15g/p)	0.197	0.182	0.191
Waste paper generated in kg /Yr (130d)	42.77	39.39	41.47
Waste plastic generated in kg /Yr (130d)	25.61	23.66	24.83
Waste paper generated by office in kg /Yr	20	20	20
Waste plastic generated by office in kg /Yr	10	10	10

Score Card

Sr. No.	CHECKLIST QUESTIONS	OBSERVATIONS	SCORE Max. 100
1	Are there enough number of dustbins provided at various locations? If yes, specify the locations.	Yes. Most of the classroom, laboratories, and premises had a dustbin and each floor had large common bins in which the entire waste of floor was collected.	8
2	Whether the waste is being segregated into different categories or not?	Based on their biological, physical, and chemical properties, wastes are classified into several categories, but there is a need of proper disposal.	7
3	What type of waste was observed throughout the process?	Plastic (MLP, Pens), Paper, Wet Waste, Miscellaneous. Please refer to pie chart below.	8
4	Are there visible signs to encourage recycling, save paper?	Yes. The office and staff have been using the blank sides of already used or printed paper, thus reusing the waste papers. Staff is using soft copy at most level instead of hard copy.	7
5	The methods of disposal of dry waste?	Bottles, cans, plastic, glass, metals, paper and cardboards given to local vendors.	7

6	How do you dispose unwanted electronic equipment, cables, hardwares?	Depending upon the condition they are given to local vendors or in scrap.	5
7	Are there any measures to recycle or dispose wet waste/bio-degradable waste?	Different biodegradable waste is being dumped in a pit, but there is no specific provision for treatment and disposal of wet waste or biodegradable waste.	5
8	What is the provision for compostable organic waste?	There is a pit for decomposing plant and food waste, recycling organic materials, and manure. The resulting mixture is used as plant nutrients.	7
9	What are the recycling efforts taken by institute?	Only decomposing plant and food waste, recycling is there.	3
10	What is the provision to dispose of laboratory waste and culture?	Solid waste is being packaged safely in sturdy bags. Bulk liquids are collected in containers, decontaminated, and then safely discharged into the sewer system. Also, there is a GI pipe connected for this in Chemistry laboratory.	6
		Marks obtained	63

Different types of waste and their proportion



Findings of Waste management:

The college campus was generally found to be clean during the audit period. Due to dustbins placed at various sources of waste generation, there was no waste seen inside the building or the premises. Most of the dry waste like paper, cardboard and the electronic waste is stored and handed over to a vendor/scrap dealer which is a good practice. However, the biological waste, that is food waste from the canteen and from the tiffin of staff members is sometimes being disposed off in the constructed cement bins of the college. It eventually gets mixed with other waste and it ultimately results in foul smell and pollutes the environment.

Recommendations:

- Waste must be properly segregated to make sure that the dry and wet waste are not mixed.
- Since wet waste can be subjected to composting (Either Vermicompost or Bio compost), we strongly recommend that the college authorities should make proper monitoring and maintenance of vermi or bio composting unit within the premises.
- This will not only result in the production of good quality compost but also will reduce the hazards of pollution from the community. This can also become a role model for the entire community around the college campus.

Water Audit

Water Use

This indicator addresses water consumption, water sources, irrigation, storm water, appliances and fixtures. A water audit is an on-site survey and assessment to determine the water use and hence improving the efficiency of it use.

Drinking Water Analysis

The drinking water facility in a college is one of the basic ones. College has sufficient supply of drinking water to the students and college staff through a modern technology enabled water purifier in the college premise. This machine is also equipped to provide cold drinking water. Purified water is considered to be very effective one in this severely affected area with Arsenic contamination.



Observations:

The study observed that 2 Wells out of 3 are the major sources of water. Water is used for drinking purpose, canteen, toilets, laboratory and gardening. During the survey, no loss of water is observed, neither more leakages, nor by over flow of water from overhead tanks. The data collected from all the departments is examined and verified. On an average the total use of water in the college is 6000 L/day, which include 1500 L/day for domestic purposes, 3000 L/day for gardening and 1500 L/day for different laboratories. Two rain water harvesting units are also functional for storing and reuse.



College made a beautiful pond for collection of rain water and waste water and a canal for collection of water going waste during rainy season from outside of the campus. This is one of the unique steps towards greening practices.

Data collected from all the sources where faucets are fitted indicate that water is being used judiciously by the occupants of the college premises. Hardly any tap was found to be leaking. So, the water wastage is minimal although there are no specific measures adopted by college authorities for water conservation. Overall water consumption pattern is found to be satisfactory.

Recommendations:

- Need of monitoring, controlling overflow is essential and periodically supervision drills should be arranged. In campus small scale/medium scale/ large scale reuse and recycle of water system is necessary.
- Minimize wastage of water and use of electricity during water filtration process, if used, such as aqua guard filtration process as well as extreme use of water coolers and ensure that the equipment's used for such usage are regularly serviced and the wastage of water is not below the industry average for such equipment's used in similar capacity.
- Ensure that all cleaning products used by college staff have a minimal detrimental impact on the environment, i.e., are biodegradable and non-toxic, even where this exceeds the Control of Substances Hazardous to Health (COSHH) regulations.



Rain water harvesting

The rain water harvesting is simple collection or storing of water through scientific techniques from the areas where the rain falls. It involves utilization of rain water for the domestic or agricultural purpose. The method of rain water harvesting has been into practice since ancient times. It is as far the best possible way to conserve water awaken the society towards the importance of water. The method is simple and cost effective too.

Aims and Objectives:

Aims: 1) Conservation of fresh water.
2) Increase the ground water level.

Objectives:

- 1) To arrest ground water decline and augment ground water.
- 2) To conserve surface water runoff during monsoon.
- 3) To reduce soil erosion.

Activity / Observations:

Rain Water is primary source of fresh water. The rainwater harvesting is through the pipelines connected from roof top to pond. It resulted in to increase of water level. The college has a canal that collects water flowing from outside the campus during the rainy season, which benefits the garden. Rain water is collected every year from roof of the building in cans and after filtration it is used as distilled water for science laboratories.

Recommendations:

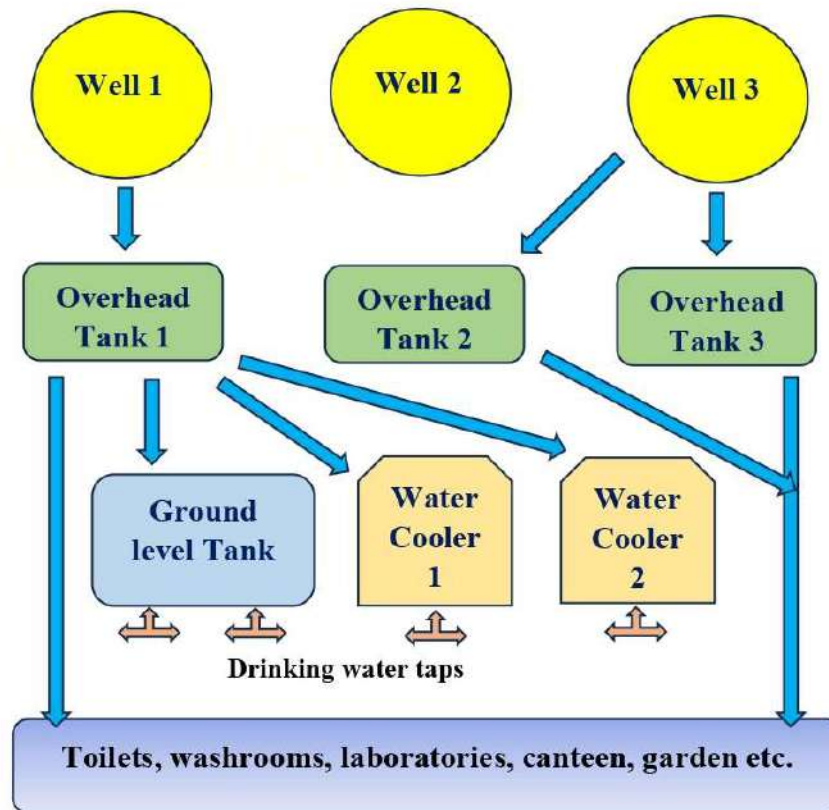
- Increase the Pits for rain water harvesting.
- Pond or water reservoir is to be cleaned regularly.
- All the pipes of rain water harvesting from roof to reservoir must me properly maintained.



Score Card

Sr. No.	Checklist Questions	Observations	Score Max. 100
1	Sources of water to meet the daily need?	There are 3 wells in campus from which college get hard water. Out of that one well in not in use. The drinking water is taken from overhead tank as well as a drinking water tank through aqua guard filter connected to 2 water coolers.	9
2	How is the water distributed?	The water is taken from two wells by motor to the 3 different overhead tanks and 1 is at ground level. Then it flows through different taps which are in use to toilets, washrooms, laboratories, canteen, garden as well as drinking water tank through water coolers.	8
3	How many tanks are there to store the water? and what is there capacity?	There are 4 tanks to store water. One is at the Ground and the other 3 are at the top. Total Capacity is 15,000 litres.	8
4	How many taps are there in total in survey area?	There is total 67 taps out of which 2 are not working.	7
5	Were there any leakages seen?	Yes. Out of 67 only 4 taps had leakages.	7
6	Were there any water saving devices on sink, toilet taps?	No, but few taps are pushing pattern so water is being saved.	3
7	Are there any sensors fitted on tanks to prevent overflow?	No, but the overflow water comes to rain water harvesting pipes and collected in pond to minimise the waste.	3
8	Are there any provisions for Rainwater harvesting?	Yes. Water is collected in a pond near well through pipes connected from roof of each building. There is a small canal near garden made by college to collect rain water running outside of premises during rainy season.	8
9	What provision is there for drinking water for teaching, non-teaching staff, students and visitors?	Teachers carry their water bottles. Non-teaching staff and students use water coolers fitted with aqua guard and a drinking water tank. Visitors are supplied sealed mineral water bottles or filtered water cans.	7
10	What provision is there for regular supply of water to garden and plants?	There are pipelines connected from overhead tank to garden. Water supplied manually by non-teaching staff to other plants in earthen vessels or Gamla.	8
		Marks obtained	68

Flow chart of water supply



Overall Recommendations

Green audit is one of the important tools to check the balance between natural resources and its judicious use. Green auditing is the process of identifying determination of institutional practices eco-friendly / sustainable or not. Indira Mahavidyalaya has conducted a 'Green audit' to check green practices and prepared a well-defined audit report to understand whether this institution is on the way of sustainable development.

After reviewing the above green status of college green audit team suggests the following points:

1. Implement a utility monitoring program.
 - Allocate staff to carry out readings for waste and water on regular basis.
 - Add monitoring data to spreadsheet so results can be viewed graphically.
2. Consider adopting and implementing a sustainable procurement policy which takes into account the whole life cycle of a product, and make sure environmental issues are written into tenders when contracting out.

3. Consider trailing recycled paper again – many recycled brands today, are just as good as virgin paper.
4. Trial the use of re-manufactured (i.e. refilled) ink and toner cartridges rather than purchasing new ones.
5. Consider producing some designated ‘environmental’ pages on the intranet to make it easier for staff to find environmental information. If possible, a discussion forum could be set up to allow easy internal communications and staff to make suggestions for environmental improvements.
6. Environmental training could be formalized and carried out for all staff. It does not have to be too long or onerous, providing it covers key points, particularly in relation to waste so all staff are aware of the legal requirements. At the very least, environmental information should be included in the induction pack.
7. It is strongly recommended that environmental information is also given to students and staff during induction. It is particularly important for them to be aware of what waste they can dispose on site and where they can dispose of it, and what waste streams they must take away with them.
8. Consider implementing an environmental management system to incorporate all improvements and monitoring requirements. It does not need to be a complex system certified to any particular standard, merely a way of ensuring that baselines are set and progress is measured. Formation of Environment Policy and communicated to all faculties and other staff.
9. Plan for Zero Waste Campus Project.
10. E-waste monthly inventory be maintained at campus.
11. Increase in Environmental promotional activities for spreading awareness at campus.
12. Increase the number of plants/trees in college campus and field area.
13. Install waste management system and college campus should be totally plastic free.
14. Install roof solar panels.

Conclusion

Considering the fact that the institution is predominantly an undergraduate and postgraduate college, there is significant environmental research both by faculty and students. The environmental awareness initiatives are substantial. The paperless work system and vermicomposting practices are noteworthy.

Besides, environmental awareness programmes initiated by the administration shows how the campus is going green. Few recommendations are added to curb the menace of waste management using ecofriendly and scientific techniques. This may lead to the prosperous future in context of Green Campus & thus sustainable environment and community development.

As part of green audit of campus, we carried out the environmental monitoring of campus includes Illumination, Noise level, Ventilation and Indoor Air quality of the class room. It was observed that Illumination and Ventilation is adequate considering natural light and air velocity present. Noise level in the campus well within the limit i.e. below 65 dB.

This audit involved extensive consultation with all the campus team, interactions with key personnel on wide range of issues related to Environmental aspects. The audit has identified several observations for making the campus premise more environmentally friendly. The recommendations are also mentioned with observations for the team to initiate actions.

However, there is scope for further improvement, particularly in relation to waste minimization and energy monitoring. By implementing a basic environmental management system, current good practice can be formalized and a framework can be set up for monitoring, implementation of action plans and continual improvement.

The audit team observed that the overall site is maintained well from environmental perspective. There are no major observations but few things are important to initiate urgently are waste management records of hazardous waste, rainwater harvesting recharge; water balance cycle and periodic inspection of buildings; environment policy and initiation of composting at campus.

We are grateful to trustees of Dr. Yeshwant Moreshwar Donde Sarwajanik Shaikshanik Trust, Kalamb to award this prestigious project and allowed us to enter the new era of Green Audit Green audit in the College Campus. Further we sincerely thank to Principal Dr. Pavan Mandavkar, the staff members and students of Indira Mahavidyalaya for providing us necessary facilities and co-operation during the audit. This helped us in making the audit, a success. Further we hope, this will boost the new generation to take care of Environment and propagate these views for many generations to come.

References (Acts, Rules, Handbooks, Reports and Books)

1. Electrical Act 2003 (Amended 2001) / Rules 1956 (Amended 2006)
2. Energy Conservation Act 2010.
3. E-waste management rules 2016
4. Home Energy Audit Manual (2017), Ottotractions & EMC Kerala, No.ES 26, Pp.114
5. Screening of 37 Industrial PSUs in Kerala for Carbon Emission Reduction and CDM Benefits, (2011), Ottotractions & Directorate of Environment & climate Change, Kerala, No. ES-8, Pp.157
6. The Air [Prevention & Control of Pollution] Act – 1981 (Amended 1987) The Air (Prevention & Control of Pollution) Rules – 1982
7. The bare necessities: How much household carbon do we really need? Ecological Economics (2010), 69, 1794–1804, Druckman, A., & Jackson, T.
8. The Batteries (Management and Handling) rules, 2001 (Amended 2010)
9. The Central Motor Vehicle Act: 1988 (Amended 2011) and The Central Motor Vehicle, Rules:1989 (Amended in 2005)
10. The Environment [Protection] Act – 1986 (Amended 1991) & Rules-1986 (Amended 2010)
11. The Gas Cylinders Rules – 2016 (Replaces the Gas Cylinder Rules – 1981)
12. The Hazardous Waste (Management and Handling and Trans-boundary Movement) Rules, 2008 (Amended 2016)
13. The Noise Pollution Regulation & Control rules, 2000 (Amended 2010)
14. The Petroleum Act: 1934 – The Petroleum Rules: 2002
15. The Water [Prevention & Control of Pollution] Act – 1974 (Amended 1988) & the Water (Prevention & Control of Pollution) Rules – 1975
16. The Water [Prevention & Control of Pollution] Cess Act-1977 (Amended 2003) and Rules- 1978
17. Towards campus climate neutrality: Simon Fraser University's carbon footprint (2007), Simon Fraser University, Bokowski, G., White, D., Pacifico, A., Talbot, S., DuBelko, A., Phipps, A.

Websites

- http://cea.nic.in/reports/others/thermal/tpecc/cdm_co2/user_guide_ver10.pdf
- <http://www.kgs.ku.edu/Midcarb/sequestration.shtml>
- http://www.moef.nic.in/downloads/public-information/Report_INCCA.pdf
- <http://www.sustainabilityoutlook.in/content/5-things-consider-you-plan-rooftoppp-plant>
- <https://beeindia.gov.in/sites/default/files/guidebook-Campus.pdf>
- https://ghgprotocol.org/sites/default/files/standards_supporting/Ch5_GHGP_Tech
- <https://www.americangeosciences.org/critical-issues/faq/how-does-recyclingsave-energy>
- <https://www.carbonfootprint.com/factors.aspx>
- <https://www.elgas.com.au/blog/389-lpg-conversions-kg-litres-mj-kwh-and-m3>
- <https://www.gov.uk/government/publications/greenhouse-gas-reportingconversion-factors-2018>
- https://www.ipcc-nggip.iges.or.jp/EFDB/find_cf.php
- <https://www.nrcan.gc.ca/energy/efficiency/transportation/20996>
- https://www.nrs.fs.fed.us/pubs/jrnl/2002/ne_2002_nowak_002.pdf
- <https://www.sciencedirect.com/science/article/pii/S0921344915301245>



Date: 30/10/2023



Prabhu
(Prabhakar P. Patil)
Director, GES
Prabhakar P. Patil
Director
Green Energy Solutions
Agency Code- MAH 4211

